

Reliability Test Report

Product Name: PB-03

Product Model: Bluetooth Series

Test Date: 2021/12/13-2021/12/17

Tested by: Han Zhiying

Reviewed by: Zhou Yuming

1. Inspection Plan

No.	Process Name	Inspection Item	Inspection Equipment	Sampling Level (Refer to GB/T 2828.1-2003)	Acceptable Quality Level		
					CR (Critical Defect)	MA (Major Defect)	MI (Minor Defect)
1	Reliability test	High/low temperature storage; high/room/low temperature power on/off; high/low temperature operation; alternating hot and humid; thermal shock	Constant temperature and humidity chamber	Normal single sampling, special inspection S-1	0 accept, 1 reject		

2. Test Items

No.	Item	Test Conditions
1	Low temperature storage test	Test conditions: -40°C Test duration: 8h After an 8-hour soak at -40°C, perform a cold start test.
2	High temperature storage test	Test conditions: 100°C Test duration: 8h After restoring to 85°C and a 1-hour soak, perform a hot start test.
3	Low temperature operation test	Test conditions: -40°C Test duration: 24h
4	High temperature operation test	Test conditions: 85°C Test duration: 24h
5	AC power on/off test with temperature	A) Temperature: -40°C B) Temperature: 25°C C) Temperature: 85°C Cycle each condition 200 times, with 30s ON and 30s OFF
6	Alternating hot and humid test	A) Operate at 85°C + 93% RH for 4h; B) Operate at 25°C + 93% RH for 4h; Cycle steps A and B for a total of 2 cycles.
7	Thermal shock test	Test conditions: -40°C–100°C, soak for 30min at each temperature. Temperature transition time: 50min for heating, 2h for cooling. Test duration: 5 cycles

3. Test Preparation

No.	Item	Image/Attachment
1	Reliability documentation	 PB-03系列模组可靠性测试说明.doc
2	Test equipment	
3	Sample placement	
4	Test reason	New product reliability verification for PB-03 module

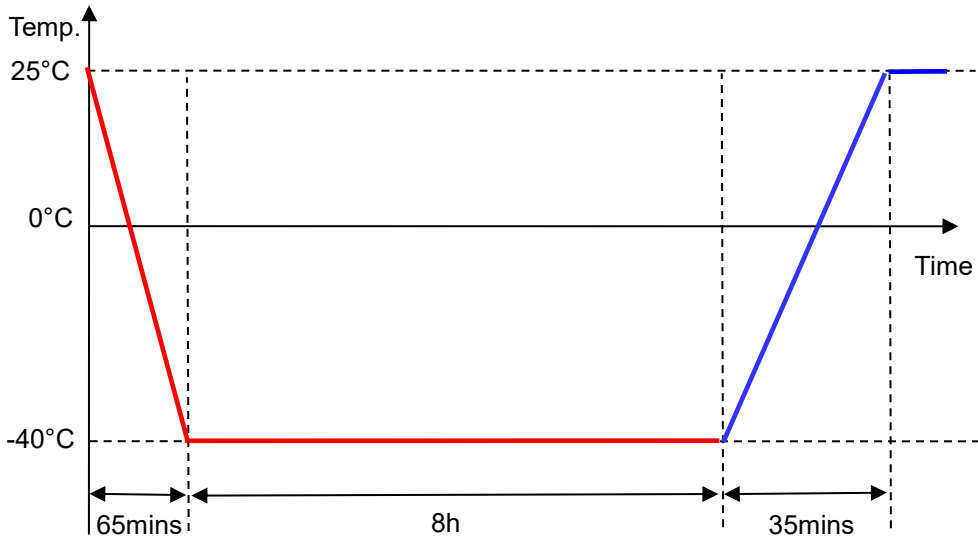
4. Low Temperature Storage Test

Test Conditions: Power-off test. Store the product at -40°C for 8h, then perform a cold start test.

Test Profile:

Is Power Off ——

Is Power On ——



Test Criteria:

1. If the module functions normally during the cold start test, and can successfully pair with the mobile device, the module is considered to be functional.
2. After the test, the product shows no visible damage such as shrinkage, peeling, or discoloration.

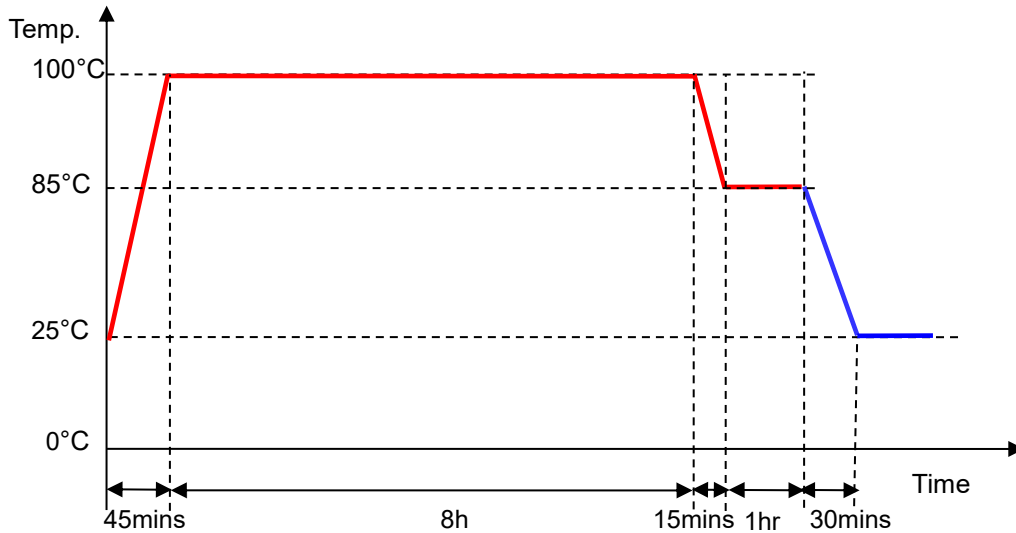
Sample Quantity	Test Data	Test Results
<p>Unit 1 Unit 2</p>	<p>The test data section contains two screenshots of a serial terminal window showing the module's boot logs, including fields like 'arch:phy0252company:AI-Thinker', 'idB_version:release/3.1', and 'compile.time:Nov 30 2021 14:49:47'. Below the screenshots is a screenshot of a BLE scanner application titled 'BLE调试助手' (BLE Debug Assistant). It shows a list of four discovered devices, all named 'ai-thinker', with their MAC addresses and signal strengths. Each device has a 'CONNECT' button next to it. Two of these device entries are highlighted with red boxes.</p>	<p>PASS</p>

5. High Temperature Storage Test

Test Conditions: Power-off test. Store the product at 100°C for 8h, then restore it to 85°C for a 1-hour soak, and perform a hot start test.

Test Profile:

Is Power Off —
Is Power On —



Test Criteria:

1. If the module functions normally during the hot start test, and can successfully pair with the mobile device, the module is considered to be functional.
2. After the test, the product shows no visible damage such as shrinkage, peeling, or discoloration.

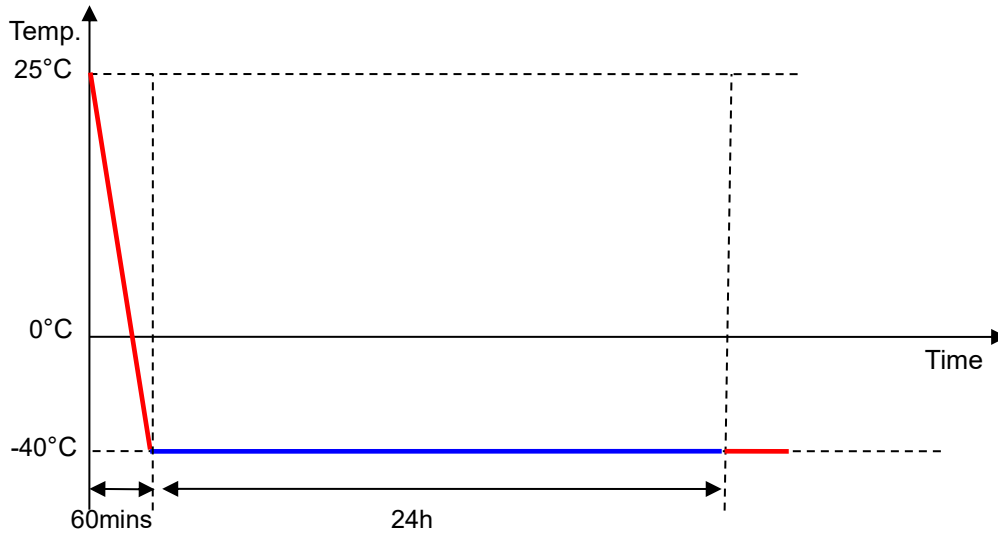
Sample Quantity	Test Data	Test Results
Unit 1 Unit 2		PASS

6. Low Temperature Operation Test

Test Conditions: Power-on test. Operate at -40°C for 24h.

Test Profile:

Is Power Off —
Is Power On —



Test Criteria:

1. If no reboot or crash occurs during testing and it can pair with the mobile device properly, the module is considered to be functional.
2. After the test, the product shows no visible damage such as shrinkage, peeling, or discoloration.

Sample Quantity	Test Data	Test Results
<p>Unit 1 Unit 2</p>	<p>The test data includes two screenshots of the AT command interface. The left screenshot shows the AT command interface with the command 'AT+BLEMODE=0' and the response 'Send OK! Received: 43562 Sent: 4676 2021-12-15 21:55:19'. The right screenshot shows the AT command interface with the command 'AT+BLEMODE=0' and the response 'Send OK! Received: 35580 Sent: 4452 2021-12-15 21:55:19'. Below the screenshots is a screenshot of the BLE调试助手 (BLE Debug Assistant) app. The app shows a list of BLE devices with the following details:</p> <ul style="list-style-type: none"> ai-thinker, 94:C9:60:1D:06:2E, NOT BONDED, -68 dBm, CONNECT ai-thinker, 94:C9:60:1D:62:3A, NOT BONDED, -62 dBm, CONNECT ai-thinker, 94:C9:60:1D:62:3C, NOT BONDED, -67 dBm, CONNECT ai-thinker, 94:C9:60:1D:07:E9, NOT BONDED, -70 dBm, CONNECT 	<p>PASS</p>

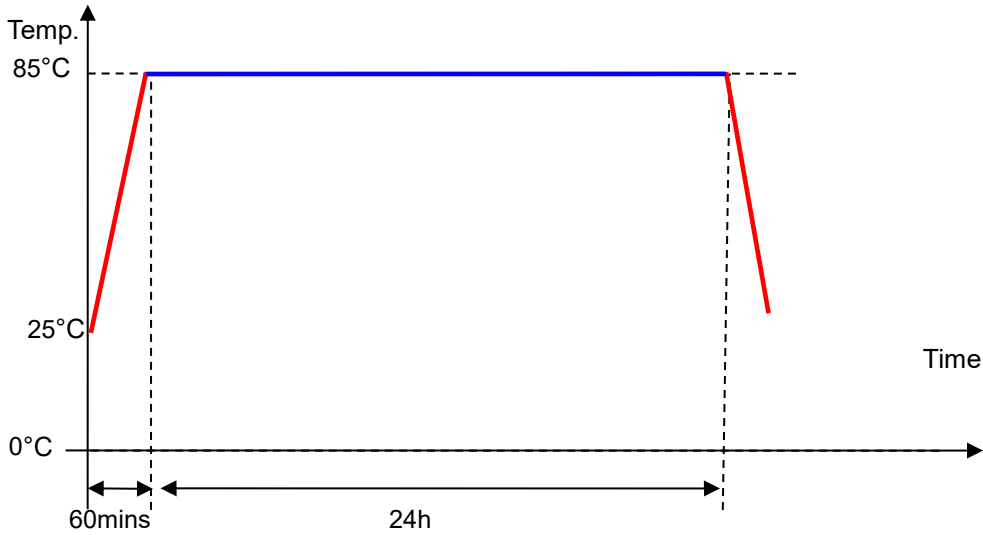
7. High Temperature Operation Test

Test Conditions: Operate at 85°C for 24h.

Test Profile:

Is Power Off ———

Is Power On ———



Test Criteria:

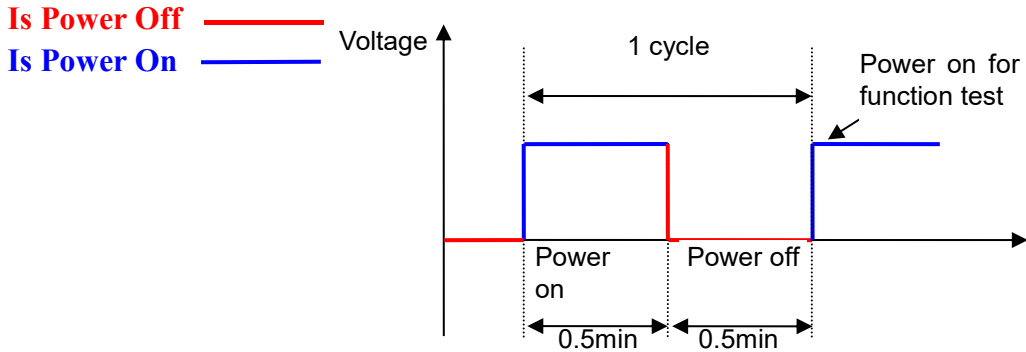
1. If no reboot or crash occurs during testing and it can pair with the mobile device properly, the module is considered to be functional.
2. After the test, the product shows no visible damage such as shrinkage, peeling, or discoloration.

Sample Quantity	Test Data	Test Results
<p>Unit 1</p> <p>Unit 2</p>	<p>The test data section contains two screenshots. The top one shows a terminal window with AT command responses, including module information like 'arch:phy6252;company:AI-Thinker B&T;acc:94c9601d062e'. The bottom screenshot shows a mobile app interface titled 'BLE调试助手' (BLE Debug Assistant) with a 'Scanner' tab active, displaying a list of discovered BLE devices, all of which are 'ai-thinker' modules with various MAC addresses and signal strengths.</p>	<p>PASS</p>

8. AC Power On/Off Test with Temperature

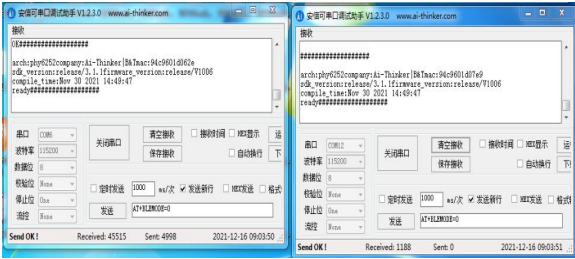
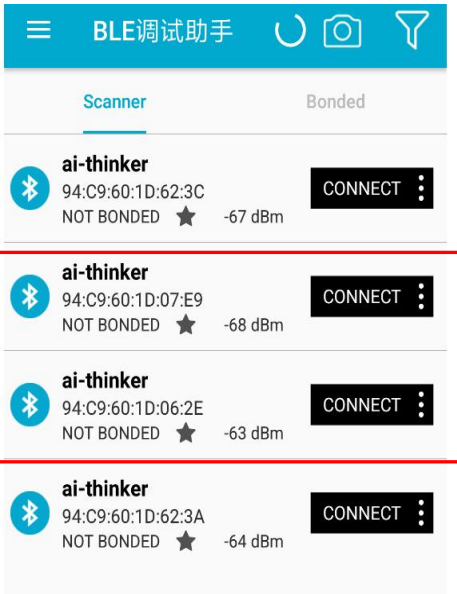
- Test Conditions:**
1. Power on: 30s; power off: 30s.
 2. Temperature: -40°C, 25°C, 85°C.
 3. Cycle: Each test condition cycles 200 times.

Test Profile:



Test Criteria:

1. After power-up, if the module can pair with the mobile device properly, the module is considered to be functional.
2. After the test, the product shows no visible damage such as shrinkage, peeling, or discoloration.

Item	Sample Quantity	Test Data	Test Results
Power on/off at room temperature	Unit 1 Unit 2	 	PASS

<p>Power on/off at low temperature</p>	<p>Unit 1 Unit 2</p>		<p>PASS</p>
<p>Power on/off at high temperature</p>	<p>Unit 1 Unit 2</p>		<p>PASS</p>

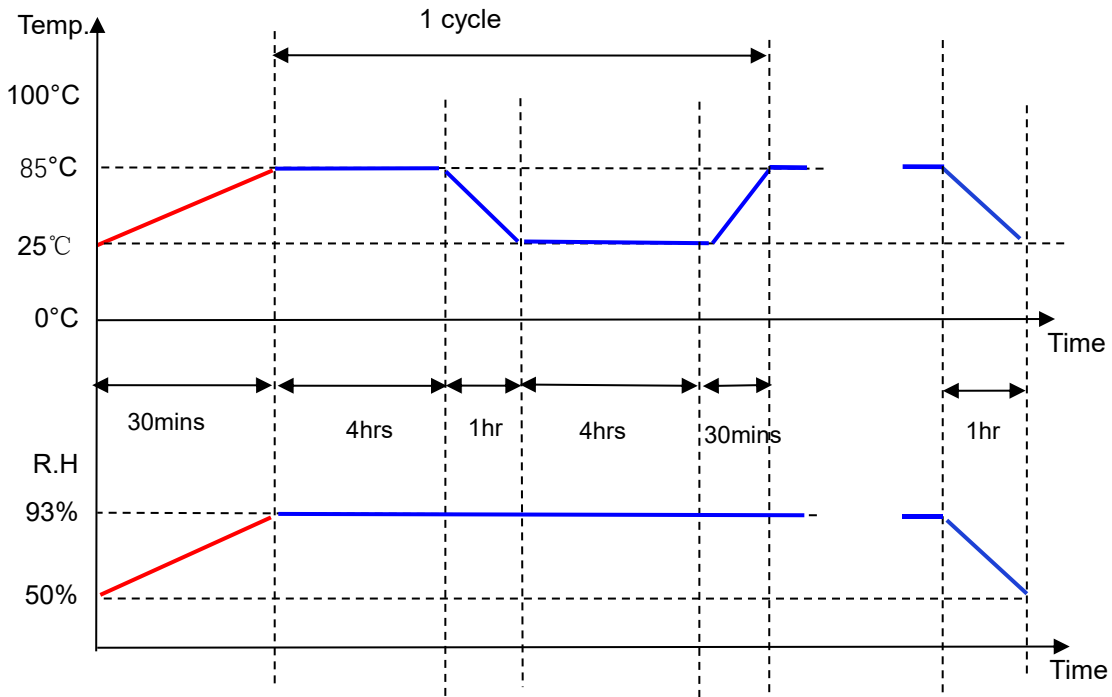
9. Alternating Hot and Humid Test

Test Conditions:

1. Operate at 85°C + 93% RH for 4h;
 2. Operate at 25°C + 93% RH for 4h;
- Cycle step 1 and step 2, a total of 2 cycles.

Test Profile:

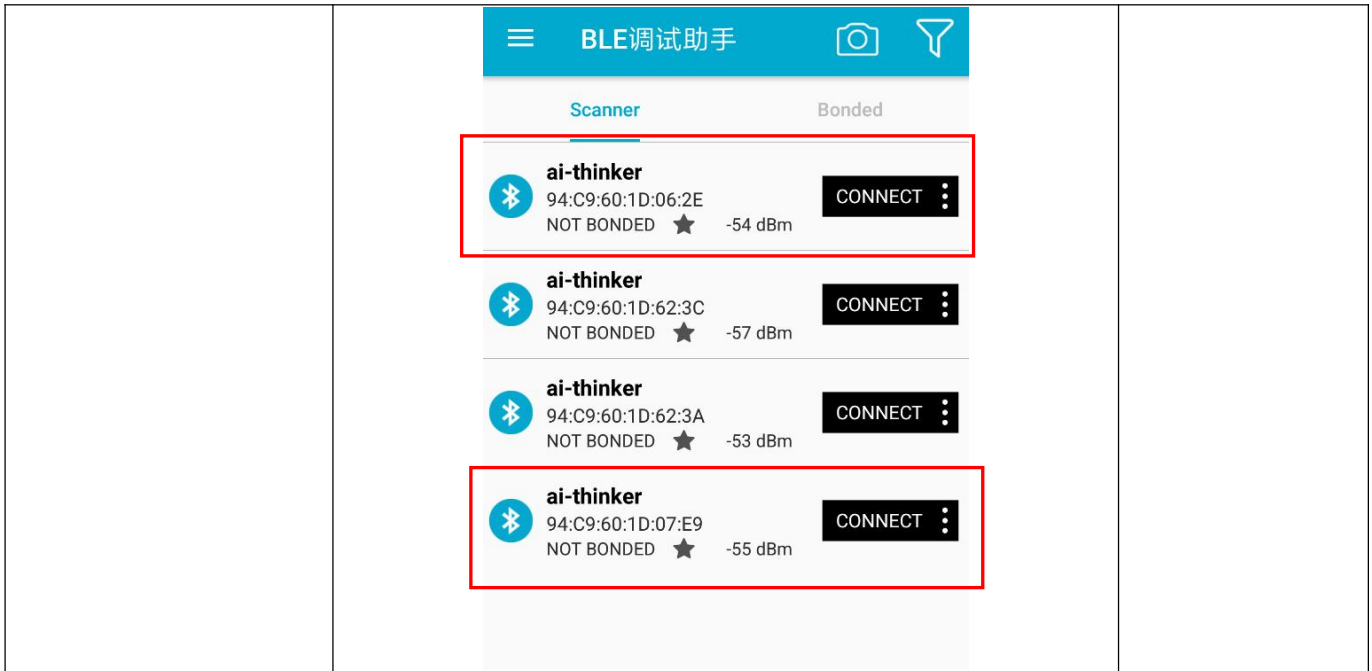
Is Power Off ——— (Red line)
Is Power On ——— (Blue line)



Test Criteria:

1. After power-up, if the module can pair with the mobile device properly, the module is considered to be functional.
2. After the test, the product shows no visible damage such as shrinkage, peeling, or discoloration.

Sample Quantity	Test Data	Test Results
Unit 1 Unit 2		PASS

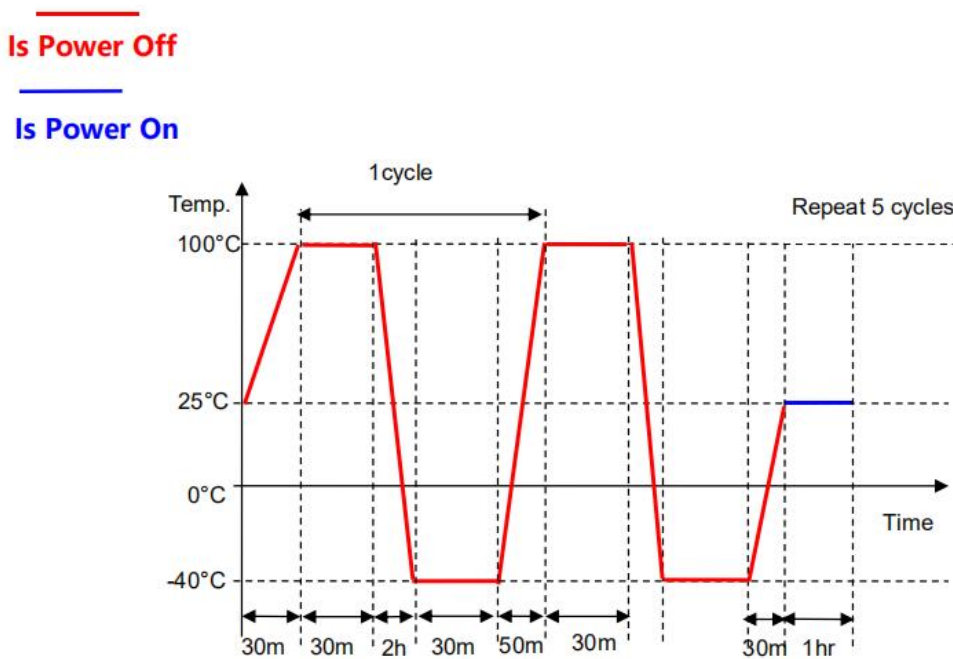


10. Thermal Shock Test

Test Conditions:

Power-off test. Temperature cycling between -40–100°C, with a heating time of 50min and a cooling time of 2h. Each stage is held for 30min, for a total of 5 cycles.


Test Profile:



Test Criteria:

1. After power-up, the module boots normally. If ping packets are confirmed not to be lost, the module is considered to be functional.

2. After the test, the product shows no visible damage such as shrinkage, peeling, or discoloration.

Sample Quantity	Test Data	Test Results
<p>Unit 1 Unit 2</p>		<p>PASS</p>