

Reliability Test Report

Product Name: Ra-01SCH

Product Model: LoRa Series

Test Date: 2022/11/17–2022/11/28

Tested by: Liu Qun

Reviewed by: Lu Xingui




1. Inspection Plan

No.	Process Name	Inspection Item	Inspection Equipment	Sampling Level (Refer to GB/T 2828.1-2012)	Acceptable Quality Level		
					CR (Critical Defect)	MA (Major Defect)	MI (Minor Defect)
1	Reliability test	High/low temperature storage; high/room/low temperature power on/off; high/low temperature operation; alternating hot and humid; thermal shock	Constant temperature and humidity chamber	Normal single sampling, special inspection S-1	0 accept, 1 reject		

2. Test Items

No.	Item	Test Conditions
1	Low temperature storage test	Test conditions: -40°C Test duration: 8h After an 8-hour soak at -40°C, perform a cold start test.
2	High temperature storage test	Test conditions: 100°C + 90% RH Test duration: 8h After restoring to 85°C and a 1-hour soak, perform a hot start test.
3	Low temperature operation test	Test conditions: -40°C Test duration: 24h
4	High temperature operation test	Test conditions: 85°C + 90% RH Test duration: 24h
5	AC power on/off test with temperature	A) Temperature: -40°C B) Temperature: 25°C + 90% RH C) Temperature: 85°C + 90% RH Cycle each condition 200 times, with 30s ON and 30s OFF
6	Alternating hot and humid test	A) Operate at 85°C + 93% RH for 4h; B) Operate at 25°C + 93% RH for 4h; Cycle steps A and B for a total of 2 cycles.
7	Thermal shock test	Test conditions: -40°C–100°C, soak for 30min at each temperature. Temperature transition time: 50min for heating, 2h for cooling. Test duration: 5 cycles

3. Test Preparation

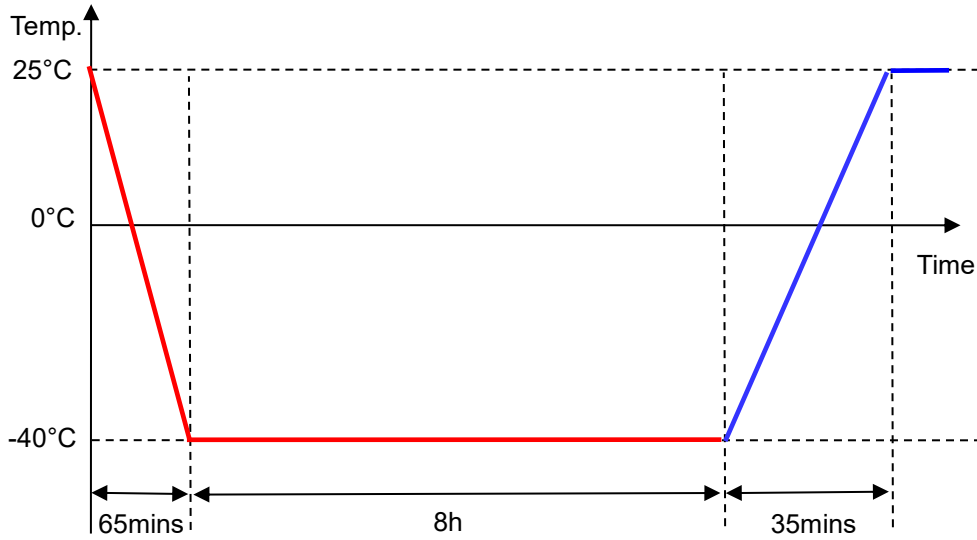
No.	Item	Image/Attachment
1	Reliability documentation	 RA-01S(H)可靠性测试方法(1).pdf
2	Test equipment	
3	Sample placement	
4	Test reason	New product

4. Low Temperature Storage Test

Test Conditions: Power-off test. Store the product at -40°C for 8h, then perform a cold start test.


Test Profile:

Is Power Off —
Is Power On —



Test Criteria:

1. During cold start, observe that the product's blue light blinks (1 second on, 1 second off), which indicates normal operation.
2. After the test, the product shows no visible damage such as shrinkage, peeling, or discoloration.

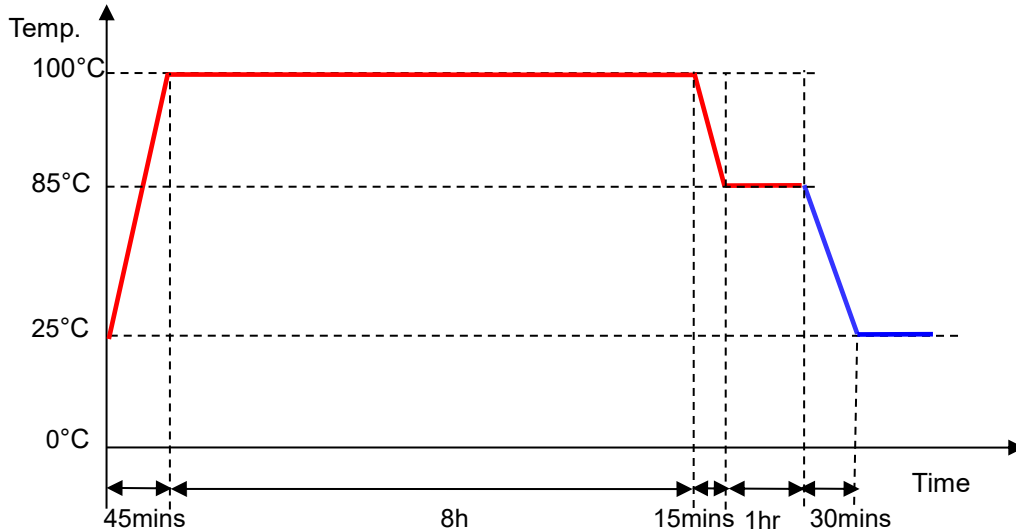
Sample Quantity	Test Data	Test Result
6PCS	 VID20221128082503.mp4	PASS

5. High Temperature Storage Test

Test Conditions: Power-off test. Store the product at 100°C + 93% RH for 8h, then restore it to 85°C + 93% RH for a 1-hour soak, and perform a hot start test.


Test Profile:

Is Power Off —
Is Power On —



Test Criteria:

1. During hot start, observe that the product's blue light blinks (1 second on, 1 second off), which indicates normal operation.
2. After the test, the product shows no visible damage such as shrinkage, peeling, or discoloration.

Sample Quantity	Test Data	Test Result
6PCS	 VID20221128082503.mp4	PASS

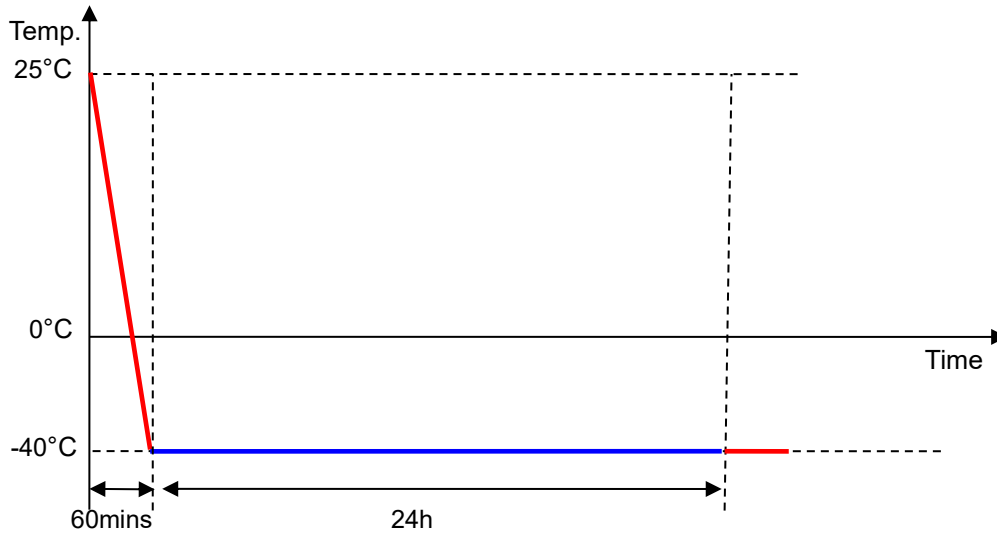
6. Low Temperature Operation Test

Test Conditions: Power-on test. Operate at -40°C for 24h.

Test Profile:


Is Power Off ——— (red line)

Is Power On ——— (blue line)



Test Criteria:

1. During the test, observe that the product's blue light blinks (1 second on, 1 second off), which indicates normal operation.
2. After the test, the product shows no visible damage such as shrinkage, peeling, or discoloration.

Sample Quantity	Test Data	Test Result
6PCS	 VID20221128082503.mp4	PASS

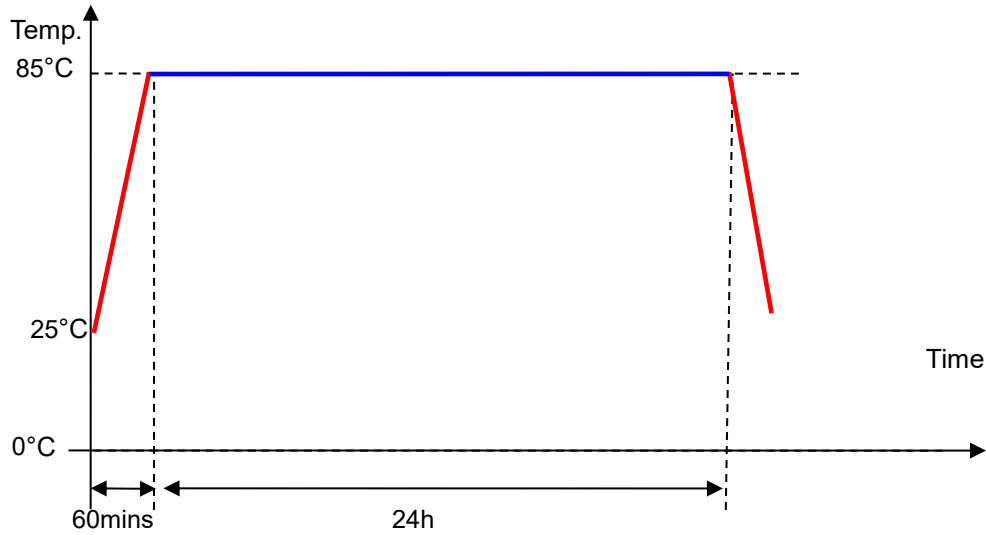
7. High Temperature Operation Test

Test Conditions: Operate at 85°C+ 93% RH for 24h.

Test Profile:

Is Power Off —

Is Power On —



Test Criteria:

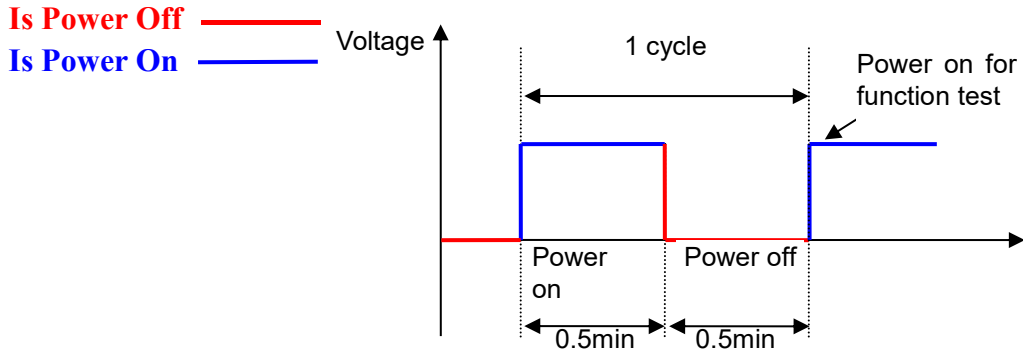
1. During the test, observe that the product’s blue light blinks (1 second on, 1 second off), which indicates normal operation.
2. After the test, the product shows no visible damage such as shrinkage, peeling, or discoloration.

Sample Quantity	Test Data	Test Result
6PCS	 VID20221128082503.mp4	PASS

8. AC Power On/Off Test with Temperature




- Test Conditions:**
1. Power on: 30s; power off: 30s.
 2. Temperature: -40°C, 25°C + 93% RH, 85°C + 93% RH.
 3. Cycle: Each test condition cycles 200 times.

Test Profile:



Test Criteria:

1. After power-on, observe that the product's blue light blinks (1 second on, 1 second off), which indicates normal operation.
2. After the test, the product shows no visible damage such as shrinkage, peeling, or discoloration.

Item	Sample Quantity	Test Data	Test Results
Power on/off at room temperature	6PCS	 VID20221128082503.mp4	PASS
Power on/off at low temperature	6PCS	 VID20221128082503.mp4	PASS
Power on/off at high temperature	6PCS	 VID20221128082503.mp4	PASS

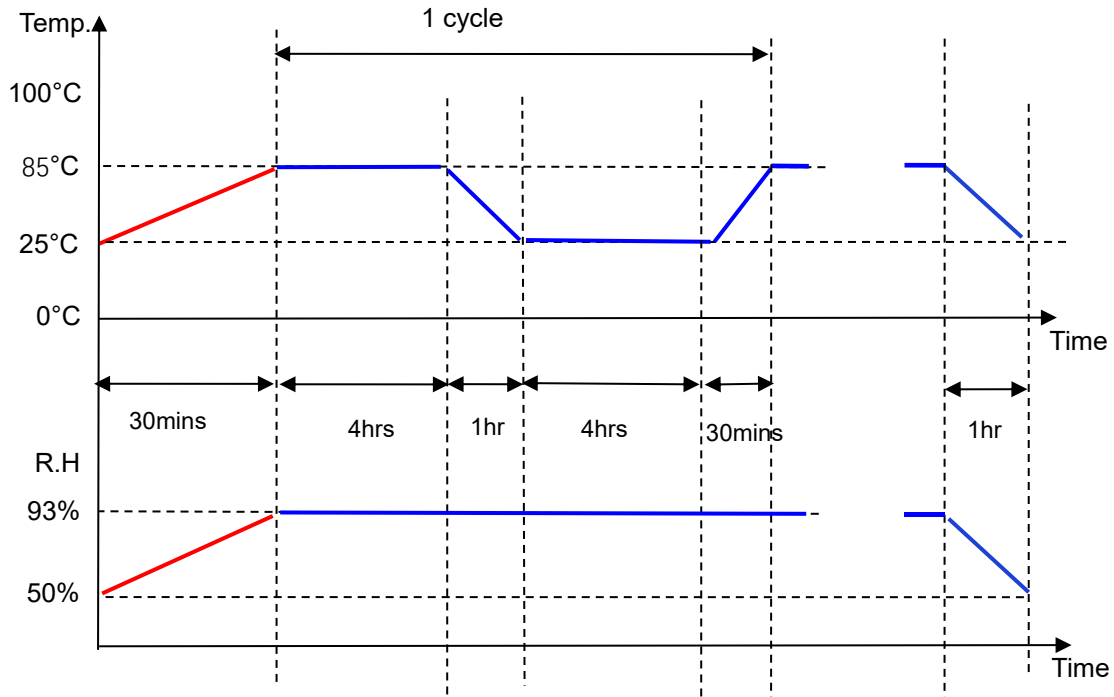
9. Alternating Hot and Humid Test

Test Conditions:

1. Operate at 85°C + 93% RH for 4h;
 2. Operate at 25°C + 93% RH for 4h;
- Cycle step 1 and step 2, a total of 2 cycles.


Test Profile:

Is Power Off ——— (Red line)
Is Power On ——— (Blue line)



Test Criteria:

1. During the test, observe that the product's blue light blinks (1 second on, 1 second off), which indicates normal operation.
2. After the test, the product shows no visible damage such as shrinkage, peeling, or discoloration.

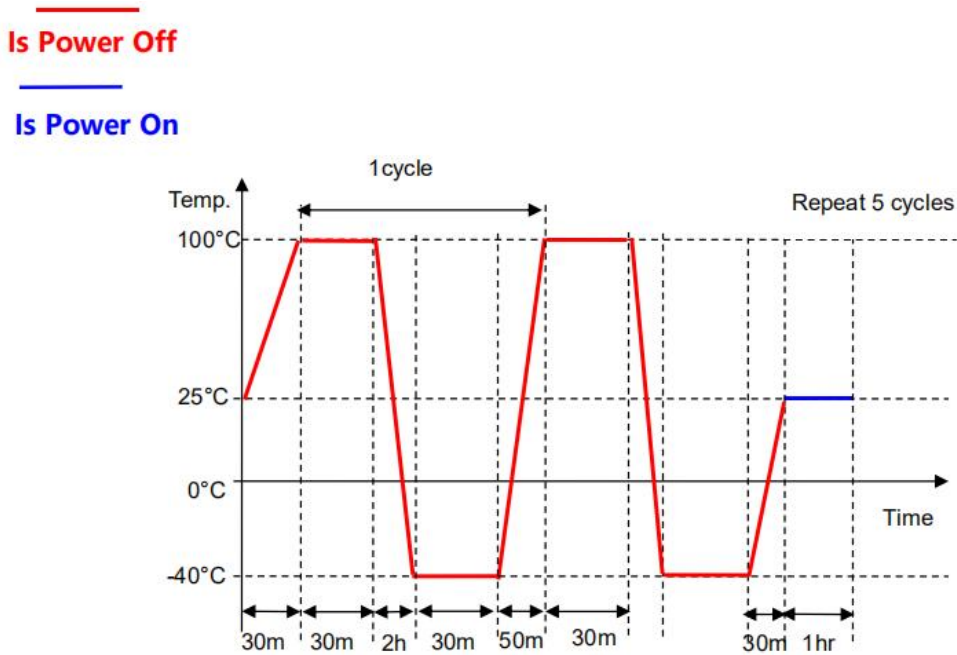
Sample Quantity	Test Data	Test Result
6PCS	 VID20221128082503.mp4	PASS

10. Thermal Shock Test

Test Conditions:


Power-off test. Temperature cycling between -40~100°C + 93% RH, with a heating time of 50min and a cooling time of 2h. Each stage is held for 30min, for a total of 5 cycles.

Test Profile:



Test Criteria:

1. After power-on, observe that the product's blue light blinks (1 second on, 1 second off), which indicates normal operation.
2. After the test, the product shows no visible damage such as shrinkage, peeling, or discoloration.

Sample Quantity	Test Data	Test Result
6PCS	 VID20221128082503.mp4	PASS