



Ai-M62-13-Kit Specification

Version V1.0.0

Copyright ©2023

Document resume

[illegible]

Content

1. Product Overview	4
1.1. Characteristic	5
2. Main parameters	6
2.1. Power selection	6
2.2. Static electricity requirement	6
2.3. Electrical characteristic	7
2.4. Wi-Fi RF Performance	7
2.5. BLE RF Performance	8
2.6. Power consumption	8
3. Appearance Dimensions	9
4. Description of the indicator light and the key button	10
5. Pin definition	11
6. Schematic diagram	14
7. Product packing information	15
8. Contact us	15
Disclaimer and copyright notice	16
Notice	16
Statement	17

1. Product Overview

The Ai-M62-13-Kit is a development board designed for the Ai-M62-13 module. Ai-M62-13 is a Wi-Fi 6 + BLE 5.3 module developed by Shenzhen Ai-Thinker Technology Co., Ltd. The module is equipped with BL616 chip as the core processor, supports Wi-Fi 802.11b/g/n/ax protocol and BLE protocol, and supports Thread protocol. The BL616 system contains a low-power 32-bit RISC-V CPU with floating point cells, DSP units, cache, and memory, up to 320M.

Ai-M62-13 module has rich peripheral interfaces, including USB2.0, SDU, SD / MMC (SDH), SPI, UART, I2C, I2S, PWM, GPDAC, GPADC, ACOMP, GPIO, etc. It can be widely used in audio and video multimedia, Internet of Things (IoT), mobile devices, wearable electronic devices, smart home and other fields.

Ai-M62-13 module Sec Eng module supports AES / SHA / PKA / TRNG and other functions, supports mirror encryption and signature startup, to meet the needs of various security applications in the field of the Internet of Things.

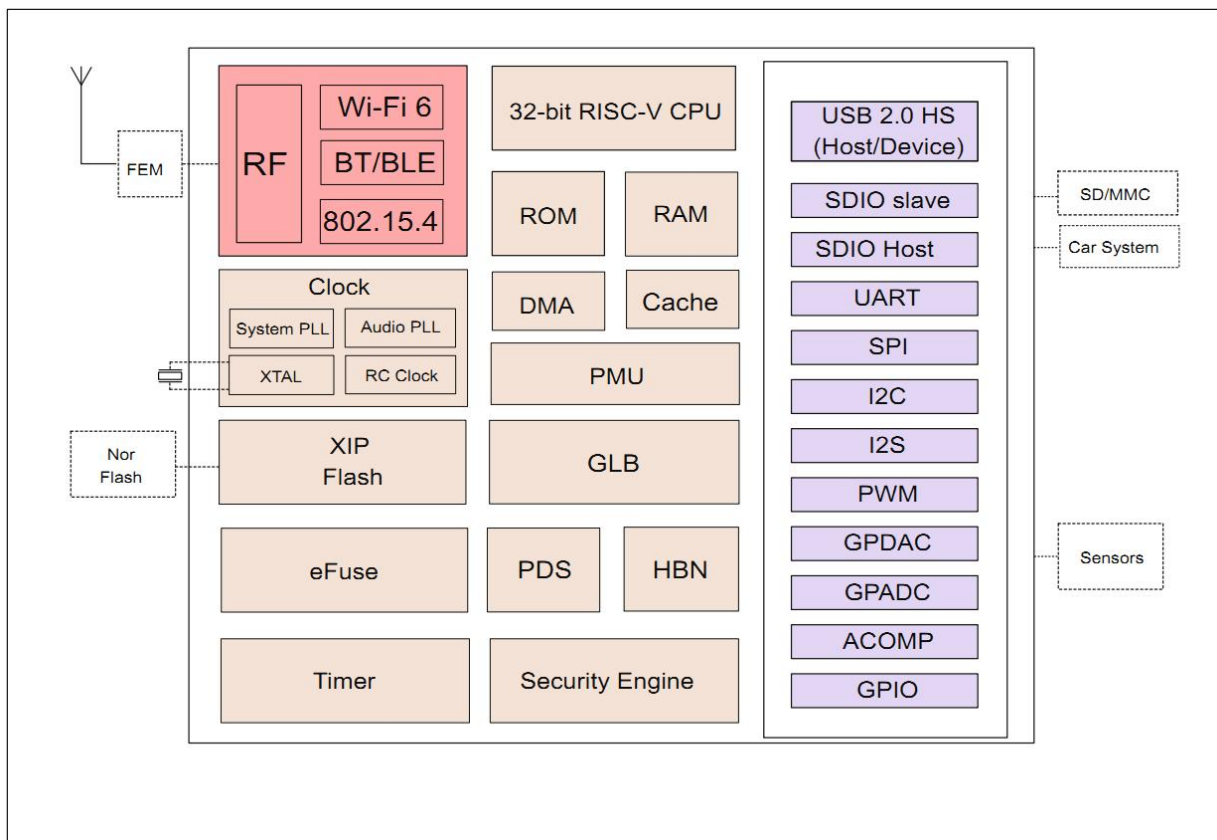


Figure 1 Main chip block diagram

1.1. Characteristic

- The package is DIP-30
- Support 2.4GHz frequency
- Support IEEE 802.11 b/g/n/ax
- Support BLE5.3
- Support Thread
- Support Wi-Fi/BLE/Thread coexistence
- Wi-Fi security support WPS/WEP/WPA/WPA2/WPA3
- Support 20/40MHz bandwidth , 1T1R, speed up to 229.4 Mbps
- Support STA、SoftAP、STA+SoftAP and sniffer mode
- A 32-bit RISC-V CPU with FPU and DSP, with a maximum main frequency of up to 320M
- 532KB SRAM, 128KB ROM, 4Kb eFuse
- Support USB2.0, SDU, SD / MMC (SDH), SPI, UART, I2C, I2S, PWM, GPDAC, GPADC, ACOMP, GPIO, etc
- Integrated RF Balun、PA/LNA
- Support safe startup; safe debugging
- Support XIP QSPI On-The-Fly AES deciphering (OTFAD)
- Support TrustZone
- Support AES-CBC/CCM/GCM/XTS mode
- Support MD5、SHA-1/224/256/384/512
- Support TRNG (True random number generator)
- Support PKA for RSA / ECC (Public key accelerator)
- Support the Wi-Fi fast connection for BLE
- General AT instructions can be quickly used
- Support for secondary development, with integrated Windows, Linux development environments

2. Main parameters

Table 1 Description of the main parameters

Development board model	Ai-M62-13-Kit
Development board package	DIP-30
Size	49.66*25.40(±0.2)mm
Antenna	on-board PCB antenna
Frequency	2400 ~ 2483.5MHz
Operating temperature	-40°C ~ 85°C
Storage temperature	-40°C ~ 125°C , < 90%RH
Power supply	Support voltage 3.3V or 5V, supply current ≥500mA
Interface	USB2.0, SDU, SD / MMC (SDH), SPI, UART, I2C, I2S, PWM, GPDAC, GPADC, ACOMP, GPIO,etc
IO	11
UART rate	Default 115200 bps
Security	WPS/WEP/WPA/WPA2/WPA3
Flash	Default 4MByte ,maximum support 16MByte

2.1. Power selection

Ai-M62-13-Kit three power supply modes are supported:

- Type-C interface power supply (recommend)
- 5V and GND pin header power supply
- 3V3 and GND pin header power supply

2.2. Static electricity requirement

Ai-M62-13-Kit is an electrostatic sensitive device. Therefore, you need to take special precautions when carrying it.



Figure 2 ESD preventive measures

2.3. Electrical characteristic

Table 2 Electrical characteristics table

Parameters		Condition	Min.	Typical value	Max.	Unit
Voltage Supply(Type-C)		VDD	4.5	5	5.3	V
Voltage Supply		VDD	2.97	3.3	3.6	V
I/O	VIL	-	-	-	0.3*VDDIO	V
	VIH	-	0.7*VDDIO	-	-	V
	VOL	-	-	0.1*VDDIO	-	V
	VOH	-	-	0.9*VDDIO	-	V
	IMAX	-	-	-	15	mA

2.4. Wi-Fi RF Performance

Table 3 Wi-Fi RF Performance Table

Description	Typical value			Unit
Frequency range	2400 ~ 2483.5MHz			MHz
Output power				
Mode	Min.	Typical value	Max.	Unit
11ax Mode HE40, PA output power	-	16	-	dBm
11ax Mode HE20, PA output power	-	17	-	dBm
11n Mode HT40, PA output power	-	19	-	dBm
11n Mode HT20, PA output power	-	19	-	dBm
11g Mode, PA output power	-	19	-	dBm
11b Mode, PA output power	-	22	-	dBm
Receive Sensitivity				
Mode	Min.	Typical value	Max.	Unit
11b, 1 Mbps	-	-98	-	dBm
11b, 11 Mbps	-	-90	-	dBm
11g, 6 Mbps	-	-93	-	dBm
11g, 54 Mbps	-	-76	-	dBm
11n, HT20 (MCS7)	-	-73	-	dBm
11ax, HE20 (MCS9)	-	-70	-	dBm
11ax, HE40 (MCS9)	-	-67	-	dBm

2.5. BLE RF Performance

Table 4 BLE RF performance table

Description	Typical value			Unit
Frequency range	2400 - 2483.5			MHz
Output Power				
Rate Mode	Min.	Typical value	Max.	Unit
1Mbps	-	10	15	dBm
2Mbps	-	10	15	dBm
Receive Sensitivity				
Rate Mode	Min.	Typical value	Max.	Unit
1Mbps sensitivity@30.8%PER	-	-99	-	dBm
2Mbps sensitivity@30.8%PER	-	-97	-	dBm

2.6. Power consumption

The following power consumption data are based on a 3.3V power supply, 25°C ambient temperature, and measured using an internal voltage regulator.

- All measurements are made at the antenna interface with a filter.
- All transmission data are based on 100% duty cycle in continuous transmission mode.

Table 5 Power consumption table

Mode	Min.	AVG	Max.	Unit
Tx 802.11b, 11Mbps, POUT=+22dBm	-	442	-	mA
Tx 802.11g, 54Mbps, POUT=+19dBm	-	296	-	mA
Tx 802.11n, MCS7, POUT=+19dBm	-	301	-	mA
Tx 802.11ax, MCS9, POUT=+17dBm	-	269	-	mA
Rx 802.11b, packet length 1024 byte	-	59	-	mA
Rx 802.11g, packet length 1024 byte	-	59	-	mA
Rx 802.11n, packet length 1024 byte	-	59	-	mA
Rx 802.11ax, packet length 1024 byte	-	59	-	mA

3. Appearance Dimensions

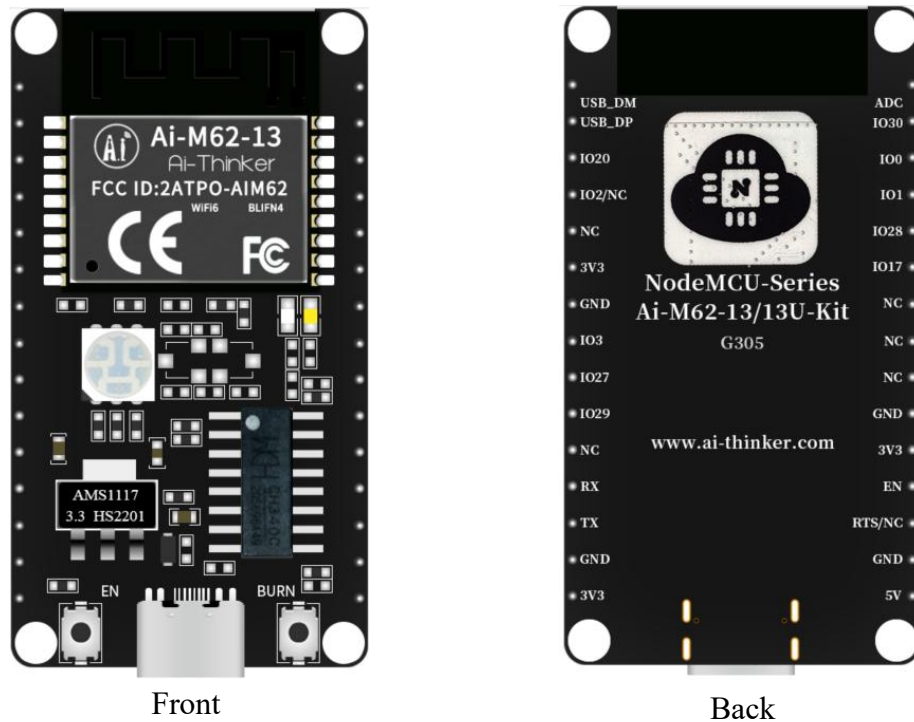


Figure 3 Appearance diagram (Rendering figure is for reference only, subject to physical objects)




Figure 4 Dimension diagram

4. Description of the indicator light and the key button

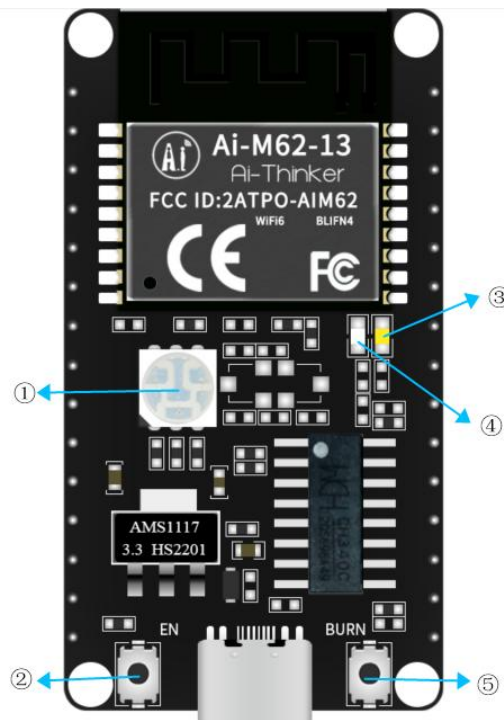


Figure 5 Ai-M62-13-Kit indicator light and key position

Table 6 Ai-M62-13-Kit indicator light and key position

①	RGB light (red light connect to IO1, green light connect IO30, blue light connect to IO0)
②	Reset button
③	White light (IO 29)
④	Warm light (IO 27)
⑤	Burning key. When burning, it is necessary to press the burn key and reset key successively, and then release the reset button and burn key successively

5. Pin definition

Ai-M62-13-Kit connects with 30 interfaces, as shown in the schematic diagram of the pin, and the pin function definition table is the interface definition.

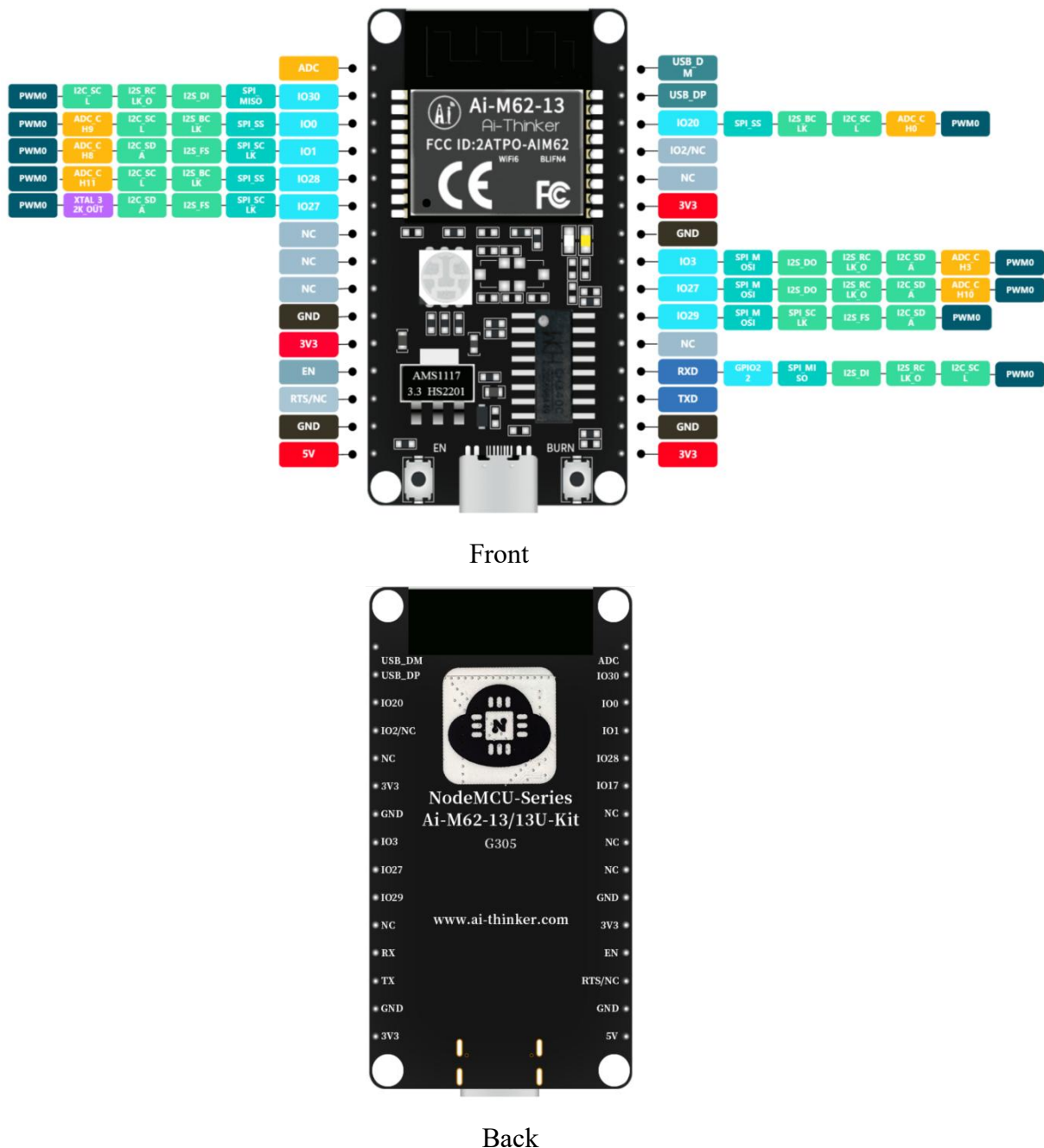


Figure 6 Schematic diagram of module pins

Table 7 Pin function definition table

No.	Name	Function
1	ADC	ADC pin, share voltage with IO 3 pin
2	IO30	GPIO30/SPI_MISO/I2S_DI/I2S_RCLK_O/I2C_SCL/PWM0
3	IO0	GPIO0/SPI_SS/I2S_BCLK/I2C_SCL/ADC_CH9/PWM0
4	IO1	GPIO1/SPI_SCLK/I2S_FS/I2C_SDA/ADC_CH8/PWM0
5	IO28	GPIO28/SPI_SS/I2S_BCLK/I2C_SCL/ADC_CH11/PWM0
6	IO17	Default available, the IO port is shared with the 32.768KHz crystal vibration output PIN foot inside the module. If the module of the internal patch 32.768KHz crystal vibration is customized, the IO is in the NC state.GPIO17/SPI_SCLK/I2S_FS/I2C_SDA/XTAL_32K_OUT/PWM0
7	NC	NC
8	NC	NC
9	NC	NC
10	GND	Ground
11	3V3	3.3V power supply
12	EN	Chip enabled pin, high level effective, cannot be used simultaneously with the RST
13	RTS/NC	Default NC, can be customized to reset pin, low level effective, if you need to use please contact Anxinke
14	GND	Ground
15	5V	5V power supply
16	3V3	3.3V power supply
17	GND	Ground
18	TX	TXD/GPIO21/SPI_SCLK/I2S_FS/I2C_SDA/ADC_RCAL_VOUT/PWM0
19	RX	RXD/GPIO22/SPI_MISO/I2S_DI/I2S_RCLK_O/I2C_SCL/PWM0
20	NC	NC
21	IO29	GPIO29/SPI_SCLK/I2S_FS/I2C_SDA/PWM0
22	IO27	GPIO27/SPI_MOSI/I2S_DO/I2S_RCLK_O/I2C_SDA/ADC_CH10/PWM0
23	IO3	GPIO3/SPI_MOSI/I2S_DO/I2S_RCLK_O/I2C_SDA/ADC_CH3/PWM0
24	GND	Ground

25	3V3	3.3V power supply
26	NC	NC
27	IO2/NC	Default NC, not available to use, if need please contact Anxinke. If to pin out, it support Bootstrap/GPIO2/SPI_MISO/I2S_DI/I2S_RCLK_O/I2C_SCL/ADC_CH2/PWM0
28	IO20	GPIO20/SPI_SS/I2S_BCLK/I2C_SCL/ADC_CH0/PWM0
29	USB_DP	USB_DP
30	USB_DM	USB_DM

6. Schematic diagram

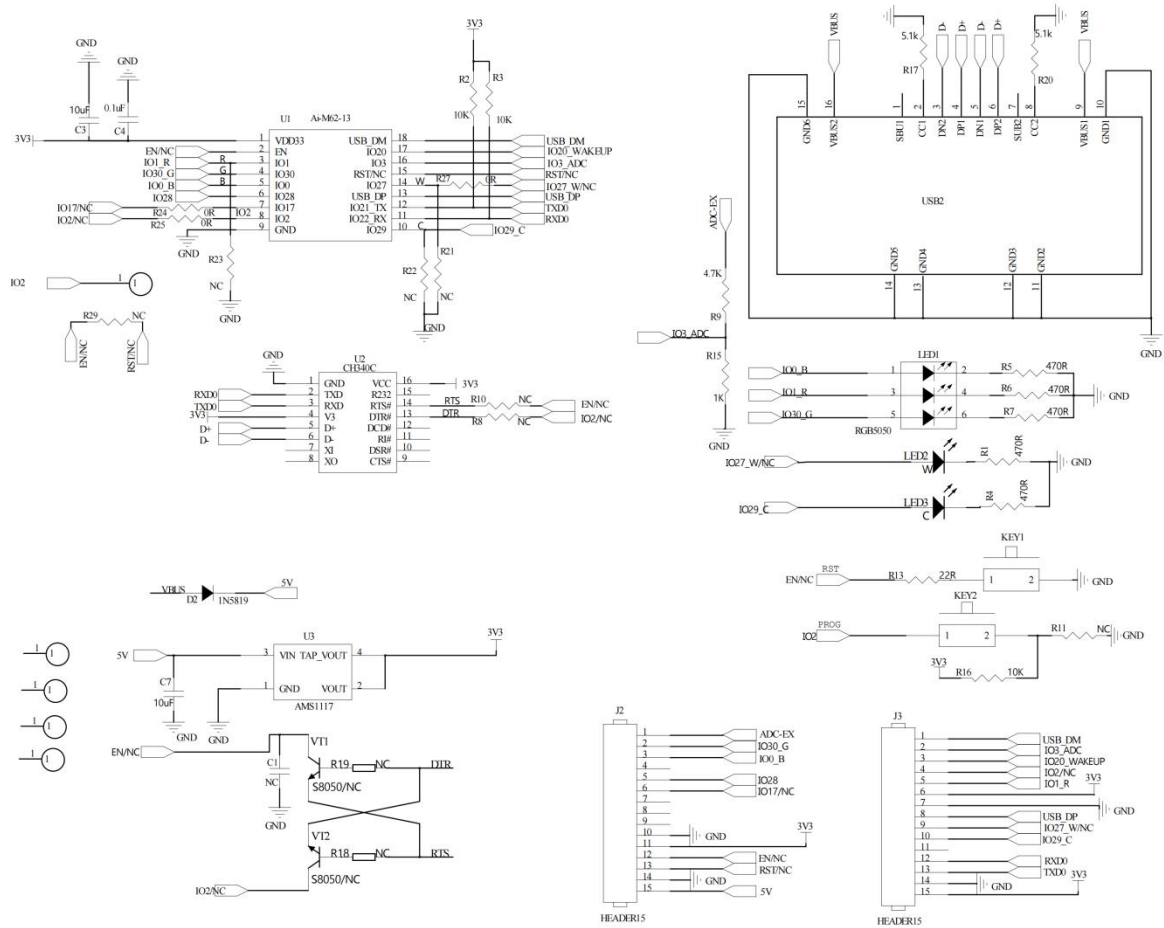


Figure 7 Module schematic

7. Product packing information

Table 8 Packing information table

Packing list	Manner of packing	MOQ (Electrostatic bag)	SPQ (sealing bag)
Ai-M62-13-Kit	Bubble cotton + electrostatic bag	1pcs	20pcs

8. Contact us

[Ai-Thinker official website](#)

[Office forum](#)

[Develop DOCS](#)

[LinkedIn](#)

[Tmall shop](#)

[Taobao shop](#)

[Alibaba shop](#)

Technical support email: support@aithinker.com

Domestic business cooperation: sales@aithinker.com

Overseas business cooperation: overseas@aithinker.com

Company Address: Room 403-405,408-410, Block C, Huafeng Smart Innovation Port, Gushu 2nd Road, Xixiang, Baoan District, Shenzhen.

Tel: +86-0755-29162996



WeChat mini program



WeChat official account

Disclaimer and copyright notice

The information in this article, including the URL address for reference, is subject to change without notice.

The document is provided "as is" without any guarantee responsibility, including any guarantee for merchantability, suitability for a specific purpose, or non-infringement, and any guarantee mentioned elsewhere in any proposal, specification or sample. This document does not bear any responsibility, including the responsibility for infringement of any patent rights arising from the use of the information in this document. This document does not grant any license for the use of intellectual property rights in estoppel or other ways, whether express or implied.

The test data obtained in the article are all obtained from Ai-Thinker's laboratory tests, and the actual results may vary slightly.

All brand names, trademarks and registered trademarks mentioned in this article are the property of their respective owners, and it is hereby declared.

The final interpretation right belongs to Shenzhen Ai-Thinker Technology Co., Ltd.

Notice

Due to product version upgrades or other reasons, the contents of this manual may be changed.

Shenzhen Ai-Thinker Technology Co., Ltd. reserves the right to modify the contents of this manual without any notice or prompt.

This manual is only used as a guide. Shenzhen Ai-Thinker Technology Co., Ltd. makes every effort to provide accurate information in this manual. However, Shenzhen Ai-Thinker Technology Co., Ltd. does not guarantee that the contents of the manual are completely free of errors. All statements and information in this manual And the suggestion does not constitute any express or implied guarantee.

Statement

Ai-Thinker may provide technical and reliability data (including data sheets), design resources (including reference designs), application or other design recommendations, network tools, safety information and other resources (the "Resources") "as is" without warranties of any kind, express or implied. Including, but not limited to, express or implied warranties of suitability, fitness for a particular use, or non-infringement of any third party's intellectual property rights. And specifically declares that it is not liable for any necessary or incidental losses, including but not limited to, arising from the application or the use of any of our products and circuits.

Ai-Thinker reserves the right to release information in this document (including but not limited to metrics and product descriptions) and any changes to our products without prior notice. This document automatically supersedes and replaces all information provided in previous versions of the same document number file.

These resources are available to skilled developers who design with Ai-Thinker products. You are solely responsible for: (1) Selecting the appropriate Ai-Thinker products for your application; (2) Design, validate, and run your application and product throughout its life cycle; (3) Ensure that your application meets all applicable standards, codes and laws, as well as any other functional security, information security, regulatory or other requirements.

Ai-Thinker may authorize you to use these resources only for the development of applications of Essence Products described in this Resource. Without the permission of Ai-Thinker, any unit or individual shall not extract or copy part or all of these resources, and shall not be transmitted in any form. You are not entitled to use any other Ai-Thinker intellectual property rights or any third party intellectual property rights. You shall indemnify you in full for any claims, damages, costs, losses and liabilities arising against Ai-Thinker or its representatives in connection with the use of these resources, for which Ai-Thinker is not liable.

The products offered by Ai-Thinker are subject to the terms of sale of Ai-Thinker or other applicable terms attached to Essence's products. Essence's availability of these resources does not extend or otherwise change the warranties or warranties disclaimers applicable to product releases.