



Ai-WS1-CBE Specification

Version V1.0.0

Copyright ©2024

Document resume

Version	Date	Develop/revise content	Edition	Approve
V1.0.0	2024.10.24	First Edition	Nannan Yuan	Ning Guan

Content

1. Product overview	4
1.1. Characteristics	5
2. Main parameter	6
2.1. Electrostatic requirements	6
2.2. Electrical characteristics	7
2.3. Wi-Fi RF performance	7
2.4. BLE RF performance	8
2.5. SLE RF performance	8
3. Appearance size	9
4. Pin definition	10
5. Schematic diagram	13
5.1. Design guidance	14
5.2. Recommended PCB package size	15
5.3. Power supply	15
5.4. GPIO	16
6. Storage conditions	17
7. Reflow Soldering Curve	17
8. Product packaging information	18
9. Contact us	18
Disclaimer and copyright notice	19
Notice	19
Important Statement	20

1. Product overview

Ai-WS1-CBE is a Wi-Fi 6+BLE5.2+SLE1.0 module developed by Ai-Thinker Co., LTD. The module is equipped with Hi3873E chip as the core processor, supporting Wi-Fi 802.11b/g/n/ax protocol, BLE protocol and SLE protocol. Hi3873E built-in high-performance self-developed 32bit CPU, up to 240MHz main frequency.

Hi3873E chip integrates a high-performance 32bit microprocessor and a security processing engine. Provide UART and GPIO interfaces, while supporting USB2.0 interface, the highest speed of 480Mbps; As a slave machine, the chip is built to the host MCU through USB interface to run.

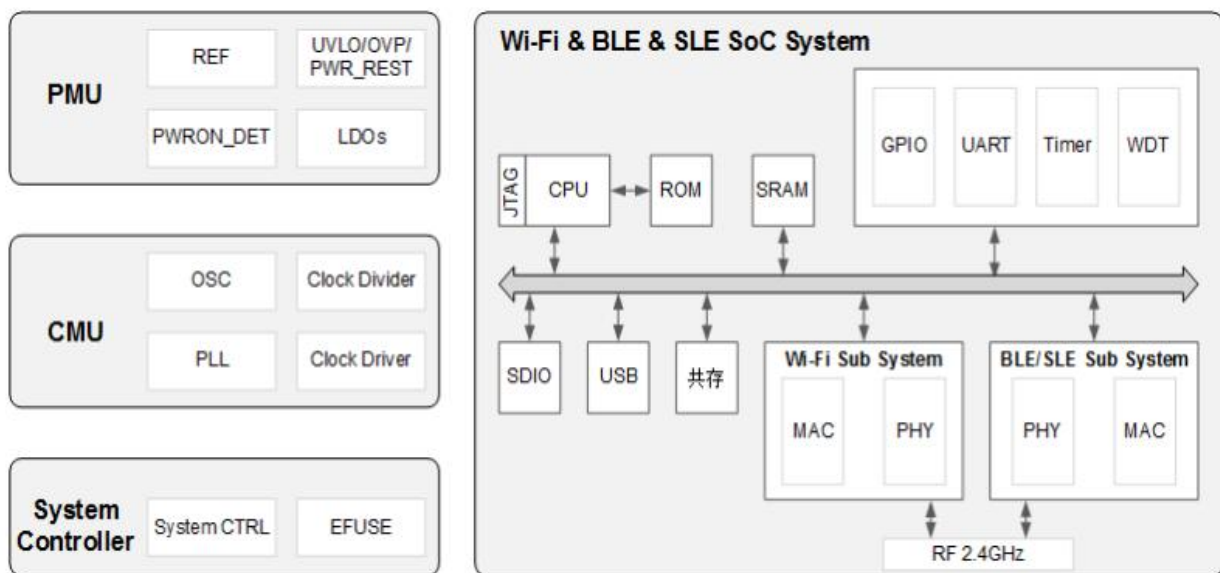


Figure 1 Main chip architecture diagram

1.1. Characteristics

- SMD-44 package
- Support 2.4GHz operating frequency band
- Support IEEE 802.11 b/g/n/ax
- Support BLE4.0/4.1/4.2/5.0/5.1/5.2
- Support SLE1.0
- Wi-Fi Security Support WPA/WPA2/WPA3 Personal/WPS2.0
- Supports 20/40MHz bandwidth, 1T1R, up to 150Mbps
- Support STA、SoftAP、STA+SoftAP and STA+PTP co-existence model
- Support UART、USB2.0 and GPIO etc.
- Radio Frequency Integrated Balun、PA/LNA

2. Main parameter

Table 1 Description of Main Parameters

Model	Ai-WS1-CBE
Package	SMD-44
Size	12.0*12.0*2.4(± 0.2)mm
Antenna	Stamp perforating machine
Frequency	2400 ~ 2483.5MHz
Operating temperature	-40℃~ 85℃
Storage temperature	-40℃~ 125℃, < 90%RH
Power supply	The power supply voltage is 3V to 3.6V, and the power supply current is $\geq 500\text{mA}$
Interface	UART、USB2.0 and GPIO etc.
IO	12
Security	WPA/WPA2/WPA3 Personal/WPS2.0
Flash	Without Flash

2.1. Electrostatic requirements

Ai-WS1-CBE is an electrostatic sensitive device, and special precautions should be taken when handling it.



Figure 2 ESD preventive measures

2.2. Electrical characteristics

Table 2 Table of Electrical Characteristics

Parameters		Conditio	Min.	Typical value	Max.	Unit
Supply voltage		VDD	3	3.3	3.6	V
I/O	VIL	-	-	-	0.3*VDDIO	V
	VIH	-	0.7*VDDIO	-	-	V
	VOL	-	-	0.1*VDDIO	-	V
	VOH	-	-	0.9*VDDIO	-	V
	IMAX	-	-	-	15	mA

2.3. Wi-Fi RF performance

Table 3 Wi-Fi RF Performance Table

Description	Typical value			Unit
Spectrum range	2400 ~ 2483.5MHz			MHz
Output power				
Mode	Min.	Typical	Max.	Unit
11ax mode HE40, PA output power	-	15	-	dBm
11ax mode HE20, PA output power	-	16	-	dBm
11n mode HT40, PA output power	-	16	-	dBm
11n mode HT20, PA output power	-	17	-	dBm
In 11g mode, PA output power	-	18	-	dBm
In 11b mode, PA output power	-	22	-	dBm
Receiving sensitivity				
Mode	Min.	Typical	Max.	Unit
11b, 1 Mbps	-	-98	-	dBm
11b, 11 Mbps	-	-90	-	dBm
11g, 6 Mbps	-	-95	-	dBm
11g, 54 Mbps	-	-77	-	dBm
11n, HT20 (MCS7)	-	-74	-	dBm
11ax, HE20 (MCS9)	-	-70	-	dBm
11ax, HE40 (MCS9)	-	-67	-	dBm

2.4. BLE RF performance

Table 4 BLE RF Performance Table


Typical value	Typical value			Typical value
Spectrum range	2400 ~ 2483.5MHz			MHz
Output power				
Rate mode	Min.	Typical value	Max.	Unit
1Mbps	-	15	19	dBm
2Mbps	-	15	19	dBm
Receiving sensitivity				
Rate mode	Min.	Typical value	Max.	Unit
1Mbps sensitivity @30.8%PER second	-	-99	-	dBm
2Mbps sensitivity @30.8%PER second	-	-97	-	dBm

2.5. SLE RF performance

Table 5 RF performance of SLE

Description	Typical value			Unit
Spectrum range	2400 ~ 2483.5MHz			MHz
Output power				
Rate mode	Min.	Typical value	Max.	Unit
1Mbps	-	15	19	dBm
2Mbps	-	15	19	dBm
Receiving sensitivity				
Rate mode	Min.	Typical value	Max.	Unit
1Mbps sensitivity @30.8%PER	-	-99	-	dBm
2Mbps sensitivity @30.8%PER	-	-97	-	dBm

3. Appearance size

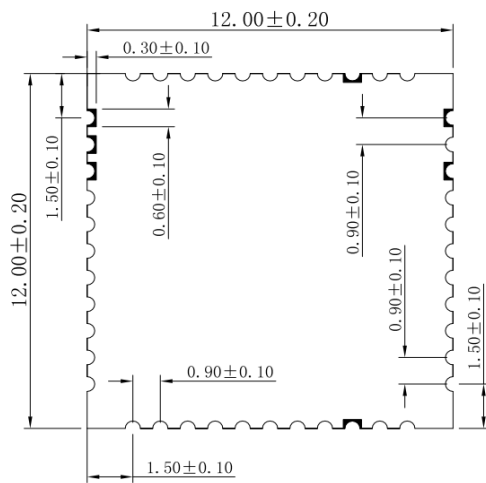


Front

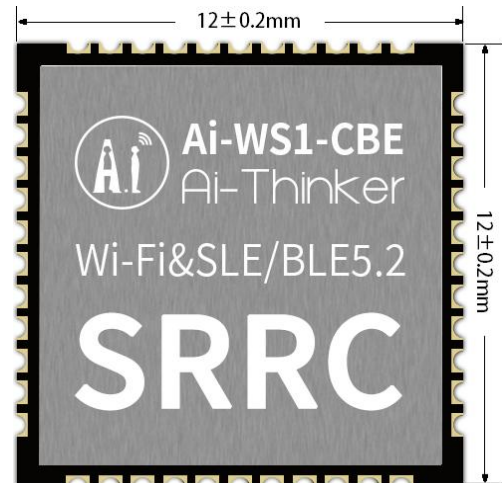


Back

Figure 3 appearance diagram(Rendering diagram is for reference only, subject to actual objects)



Front



Back

Figure 4 dimension diagram (Unit: mm)

4. Pin definition

Ai-WS1-CBE module is connected to a total of 44 pins, such as pin schematic, pin function definition table is the interface definition.

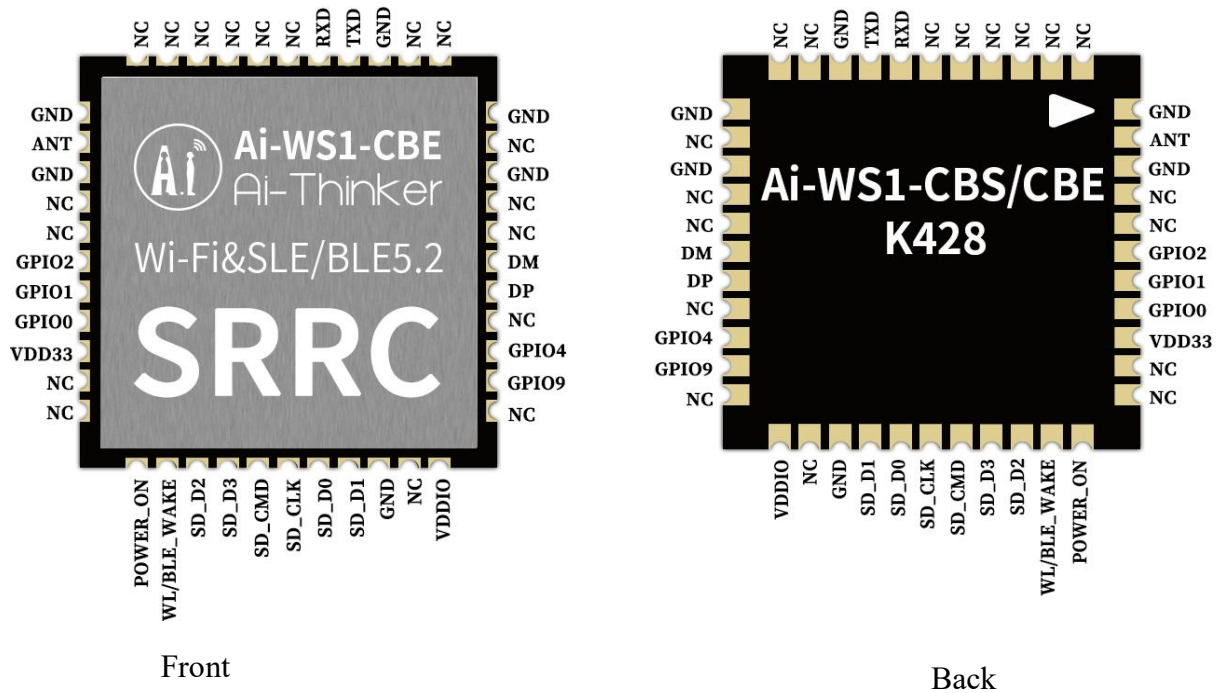


Figure 5 pin diagram

Table 6 Pin Function Definition Table

No.	Name	Functional description
1	GND	Ground
2	ANT	Rf output pin
3	GND	Ground
4	NC	Hang out
5	NC	Hang out
6	GPIO02	GPIO2
7	GPIO01	GPIO1
8	GPIO0	GPIO0
9	VDD33	3.3V power supply; The recommended output current of the external power supply is more than 500mA
10	NC	Hang out
11	NC	Hang out
12	Power_on	Boot pin
13	WL/BLE_WAKE	Wi-Fi& Bluetooth wake-up pins
14	SD_D2	SDIO_DATA_2/GPIO08
15	SD_D3	SDIO_DATA_3/GPIO07
16	SD_CMD	SDIO_DATA_CMD/GPIO06
17	SD_CLK	SDIO_DATA_CLK/GPIO14
18	SD_D0	SDIO_DATA_0/GPIO13
19	SD_D1	NC/Hang out
20	GND	Ground
21	NC	Hang out
22	VDDIO	3.3V and 1.8V inputs are supported
23	NC	Hang out
24	GPIO09	GPIO9
25	GPIO04	GPIO4

26	NC	Hang out
27	DP	USB_DP
28	DM	USB_DM
29	NC	Hang out
30	NC	Hang out
31	GND	Ground
32	NC	Hang out
33	GND	Ground
34	NC	Hang out
35	NC	Hang out
36	GND	Ground
37	TXD	TXD/GPIO03
38	RXD	RXD/GPIO11
39	NC	Hang out
40	NC	Hang out
41	NC	Hang out
42	NC	Hang out
43	NC	Hang out
44	NC	Hang out

5. Schematic diagram

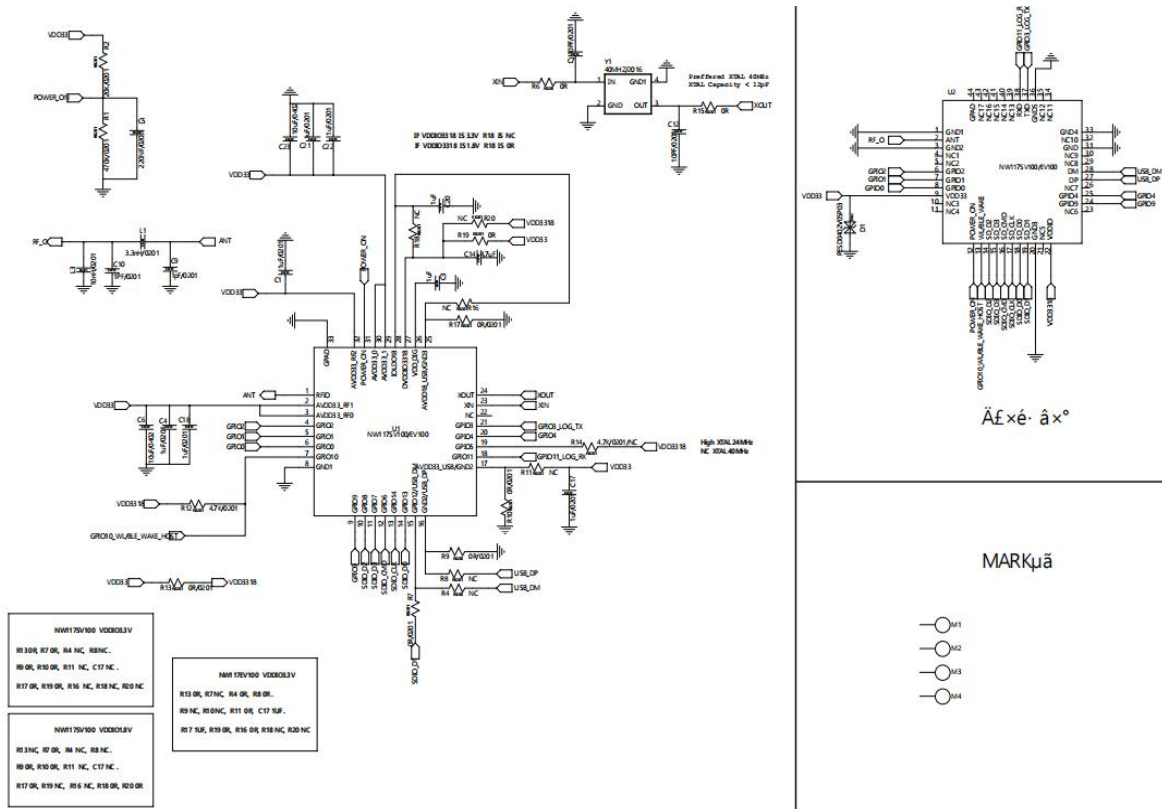


Figure 6 Schematic Diagram

5.1. Design guidance

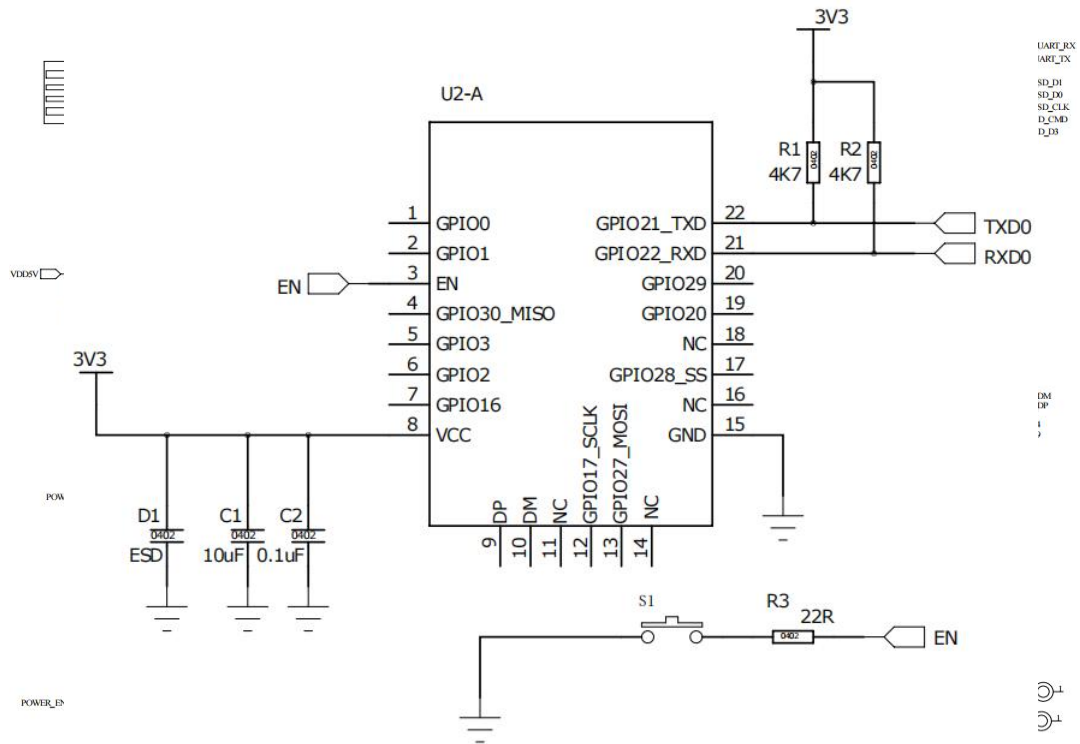


Figure 7 Application Guidance Circuit

5.2. Recommended PCB package size

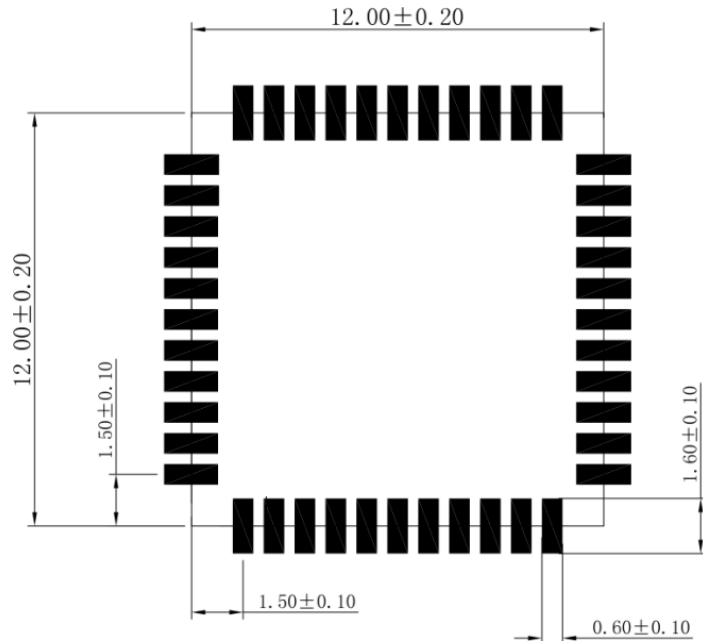


Figure 8 Recommended PCB Package Size (Unit: mm)

5.3. Power supply

- Recommended 3.3V voltage, peak current above 500mA.
- LDO power supply is recommended; If DC-DC is used, it is recommended to control the ripple within 30mV.
- It is recommended to reserve the position of dynamic response capacitors in DC-DC power supply circuits to optimize output ripple when the load changes greatly.
- ESD devices are recommended for the 3.3V power port.

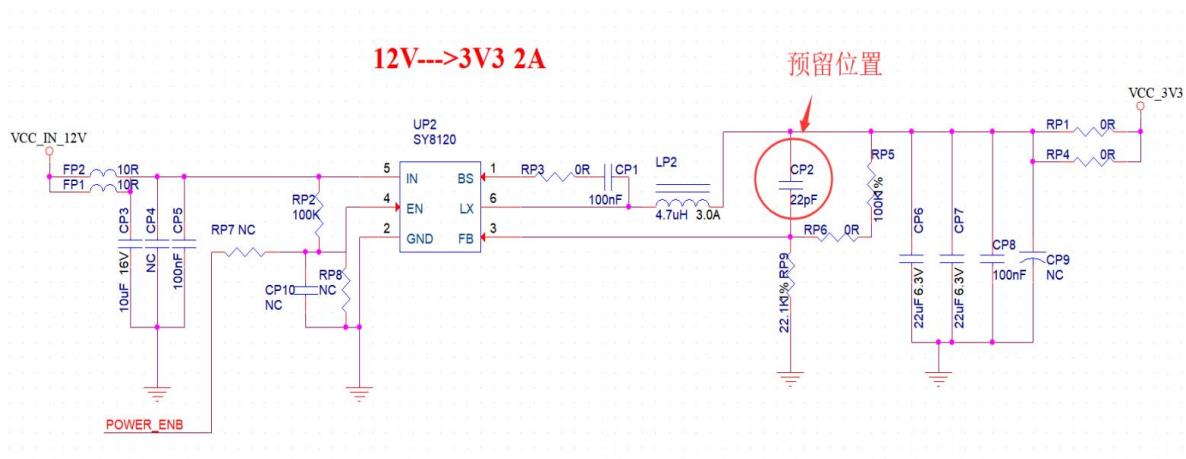


Figure9 DC-DC step-down circuit diagram

5.4. GPIO

- There are some I/O ports outside the module. If necessary, it is recommended to use 10-100 ohms in series resistance on the I/O port. This suppresses overshoot and makes both sides smoother. Helps with both EMI and ESD.
- For pulling up and down special I/O ports, see the usage instructions in the specifications. This affects the startup configuration of the module.
- Some IO ports of the module are 3.3V. If the level of the main control does not match that of the IO port of the module, a level switching circuit needs to be added.
- If the I/O port is directly connected to a peripheral port or a pin bar terminal, reserve an ESD device near the I/O port cable to the terminal.

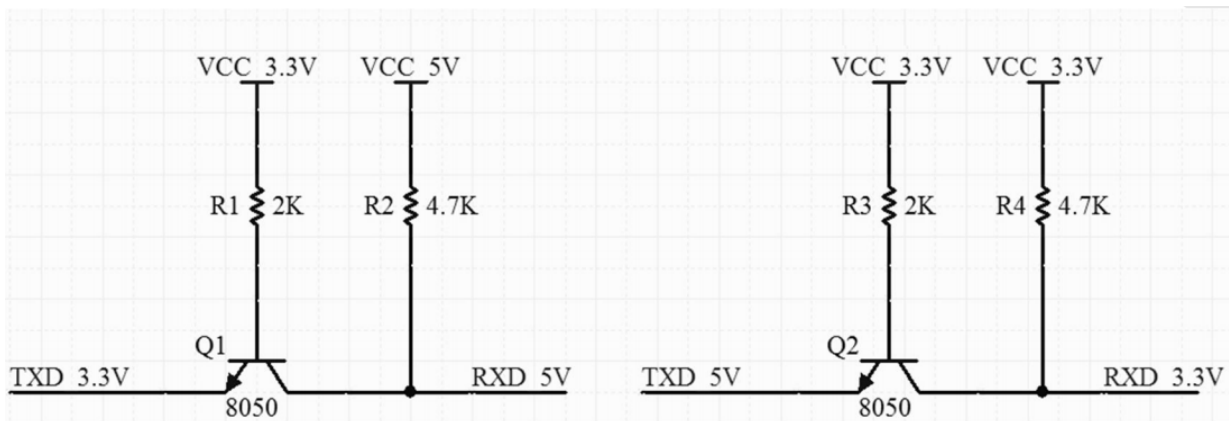


Figure 10 Level Shift Circuit

6. Storage conditions

Products sealed in moisture-proof bags should be stored in a non-condensing atmospheric environment of $<40^{\circ}\text{C}$ /90%RH.

The module has a moisture sensitivity level MSL of level 3.

After the vacuum bag is unsealed, it must be used within 168 hours at $25 \pm 5^{\circ}\text{C}$ /60%RH, otherwise it needs to be baked before it can be put on line again.

7. Reflow Soldering Curve

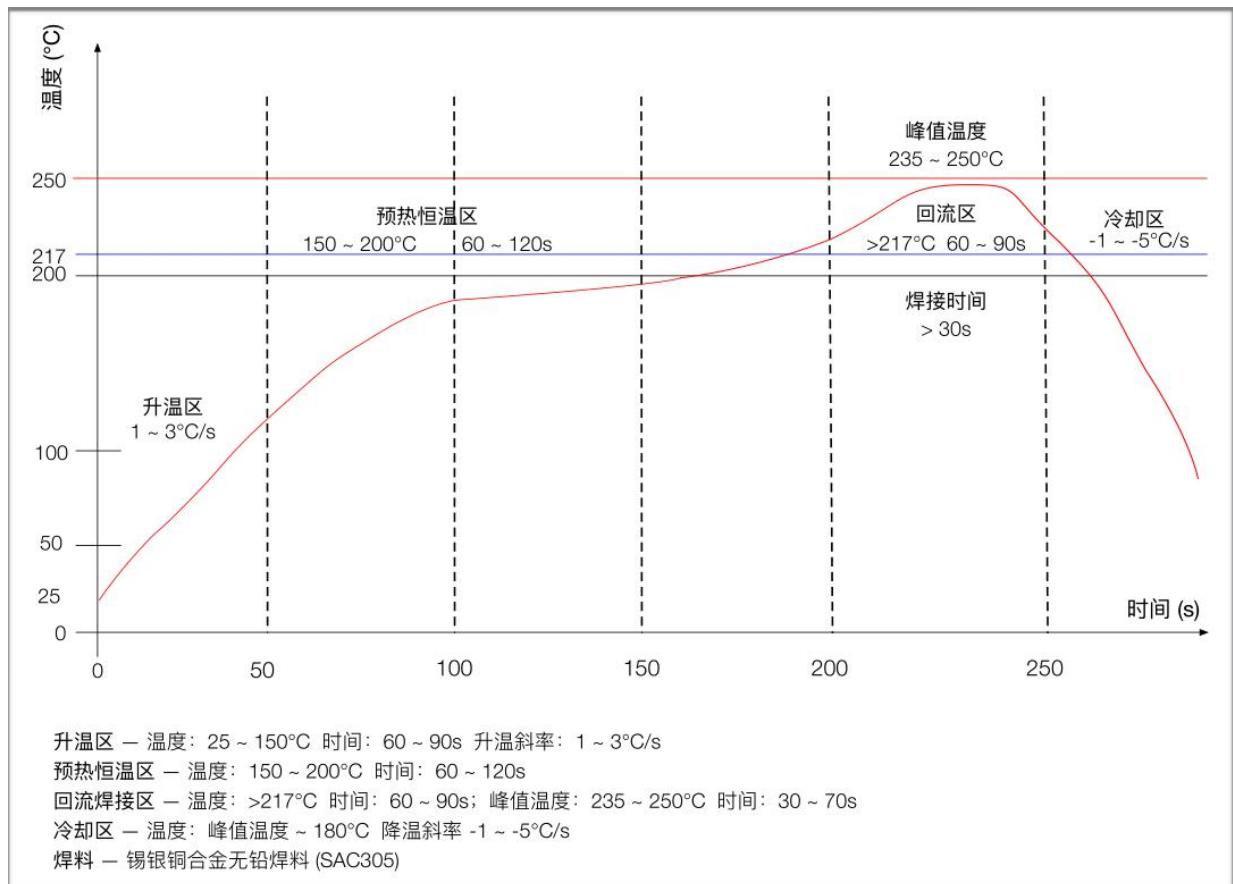


Figure 16 reflow soldering graph

8. Product packaging information

Ai-WS1-CBE module adopts braid packaging, 1400pcs/ disk. As shown in the picture below:



Figure 12 packing tape drawing

9. Contact us

[Ai-Thinker official website](#)

[Office forum](#)

[Develop DOCS](#)

[LinkedIn](#)

[Tmall shop](#)

[Taobao shop](#)

[Alibaba shop](#)

[Technical support email: support@aithinker.com](#)

[Domestic business cooperation: sales@aithinker.com](#)

[Overseas business cooperation: overseas@aithinker.com](#)

Company Address: Room 403,408-410, Block C, Huafeng Smart Innovation Port, Gushu 2nd Road, Xixiang, Baoan District, Shenzhen.

Tel: +86-0755-29162996



WeChat mini program



WeChat official account

Disclaimer and copyright notice

The information in this article, including the URL address for reference, is subject to change without notice.

The document is provided "as is" without any guarantee responsibility, including any guarantee for merchantability, suitability for a specific purpose, or non-infringement, and any guarantee mentioned elsewhere in any proposal, specification or sample. This document does not bear any responsibility, including the responsibility for infringement of any patent rights arising from the use of the information in this document. This document does not grant any license for the use of intellectual property rights in estoppel or other ways, whether express or implied.

The test data obtained in the article are all obtained from Ai-Thinker's laboratory tests, and the actual results may vary slightly.

All brand names, trademarks and registered trademarks mentioned in this article are the property of their respective owners, and it is hereby declared.

The final interpretation right belongs to Shenzhen Ai-Thinker Technology Co., Ltd.

Notice

Due to product version upgrades or other reasons, the contents of this manual may be changed.

Shenzhen Ai-Thinker Technology Co., Ltd. reserves the right to modify the contents of this manual without any notice or prompt.

This manual is only used as a guide. Shenzhen Ai-Thinker Technology Co., Ltd. makes every effort to provide accurate information in this manual. However, Shenzhen Ai-Thinker Technology Co., Ltd. does not guarantee that the contents of the manual are completely free of errors. All statements and information in this manual And the suggestion does not constitute any express or implied guarantee.

Important Statement

Ai-Thinker provides technical and reliability data (including data sheets), design resources (including reference designs), application or other design advice, web tools, safety information, and other resources "as is" (hereinafter referred to as "these resources"). There is no warranty against defects and no warranties of any kind, express or implied, including, but not limited to, express or implied warranties of fitness, fitness for a particular purpose, or non-infringement of any third party intellectual property rights, are disclaimed. And specifically disclaims responsibility for any inevitable or incidental losses including but not limited to the application or the use of any products and circuits of our company.

Ai-Thinker reserves the right to change the information released in this document (including but not limited to indicators and product descriptions) and any involved products of the company without prior notice. This document automatically supersedes and replaces the previous version of the same document number. All information provided.

These resources are available to skilled developers designing with Ai-Thinker products. You will be solely responsible for the following: (1) Select the appropriate Ai-Thinker product for your application; (2) Design, verify, and operate your application and product throughout the life cycle; (3) Ensure that your application meets all Appropriate standards, codes and laws, and any other functional safety, information security, regulatory or other requirements.

Ai-Thinker authorizes you to use these resources only to develop applications for the Ai-Thinker products described in this resource. Without the permission of Ai-Thinker, no unit or individual may excerpt, copy part or all of these resources, and shall not spread them in any form. You have no right to use any other Ai-Thinker intellectual property or any third party intellectual property. You shall fully indemnify and in no event shall Ai-Thinker be liable to Ai-Thinker and its representatives for any claims, damages, costs, losses and liabilities arising out of the use of these resources.

Products offered by Ai-Thinker are subject to Ai-Thinker's Terms of Sale or other applicable terms accompanying Ai-Thinker products. Ai-Thinker's provision of these resources does not extend or otherwise alter the applicable warranties or warranty disclaimers for product releases.