



# Ra-05U Specification

Version V1.0.0

Copyright ©2024

## Document resume

Version	Date	Develop/revise content	Edition	Approval
V1.0.0	2024.11.14	First Edition	Rongxin Qiao	Ning Guan

## Content

1. Product Overview .....	4
1.1. Characteristic .....	5
2. Main parameters .....	6
2.1. Static electricity requirement .....	6
2.2. Electrical characteristics .....	7
2.3. Working Parameters .....	8
3. Appearance dimensions .....	9
4. Pin definition .....	10
5. Schematic .....	11
6. Design guidance .....	12
6.1. Application Guide Circuit .....	12
6.2. Recommended PCB package size .....	13
6.3. Power supply .....	13
6.4. GPIO .....	15
7. Storage conditions .....	16
8. Reflow soldering curve .....	16
9. Product packaging information .....	17
10. Contact us .....	17
Disclaimer and Copyright Notice .....	18
Notice .....	18
Important statement .....	19

## 1. Product Overview

Ra-05U is a 2.4GHz RF transceiver module developed by Shenzhen Ai-Thinker Technology Co., Ltd. The module is equipped with Semtech's SX1281 RF chip as the core processor, supports multiple modulation methods such as LoRa, FLRC, GFSK and is compatible with Bluetooth protocol. This module is a pure RF transceiver module and needs to be driven by MCU or a dedicated SPI debugging tool.

LoRa direct sequence spread spectrum technology will bring a longer communication distance, and has the advantages of a wider power spectrum and strong anti-interference ability. The module has a hardware FEC forward error correction algorithm, which has high coding efficiency and strong error correction ability. In the case of sudden interference, it can actively correct the interfered data packets, greatly improving reliability and transmission distance.

The module has high transmit power and receiving sensitivity, and has good performance in spectrum characteristics, harmonic spurious, channel crosstalk, etc. In addition, the module is small in size and has strong packaging compatibility.

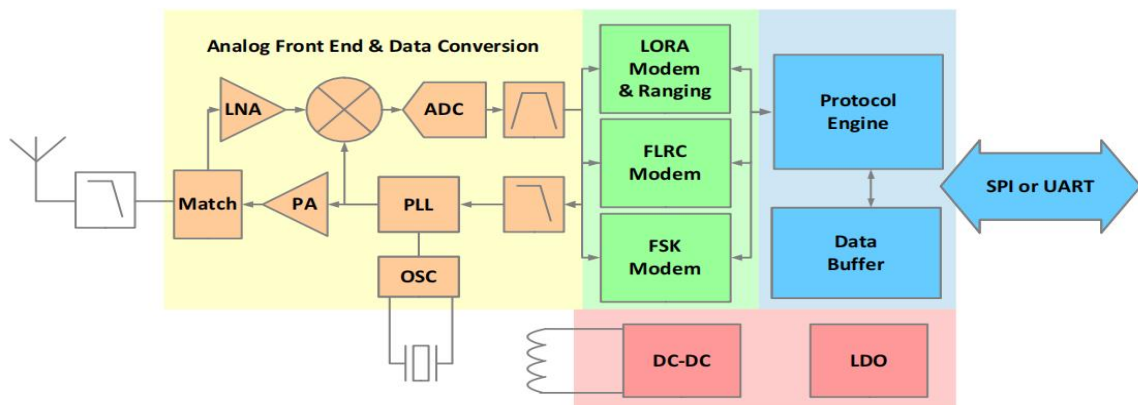


Figure 1 Main chip architecture diagram

## 1.1. Characteristic

- Supports unlicensed ISM 2.4GHz frequency band;
- Supports 1kbps~2Mbps data transmission rate;
- Maximum transmit power 12.5dBm, software adjustable in multiple levels;
- Receiver sensitivity (chip manual) LoRa mode can reach -132dBm;
- Supports 1.8~3.6V DC power supply, and power supply greater than 3.3V can guarantee the best performance;
- Industrial standard design, supports long-term use at -40~85℃;
- Supports multiple modulation modes (GFSK Mode, FLRC Mode, LoRa Mode);
- Excellent anti-blocking characteristics;
- The antenna interface uses IPEX connector, which can enrich the selection of antennas

## 2. Main parameters

**Table 1 Description of the main parameters**

<b>Model</b>	Ra-05U
<b>Package</b>	SMD-14
<b>Size</b>	15.0*17.8*3.1( $\pm 0.2$ )mm
<b>Antenna</b>	IPEX connector for external antenna
<b>Frequency</b>	2400 ~ 2500MHz
<b>Operating temperature</b>	-40℃ ~ 85℃
<b>Storage temperature</b>	-40℃ ~ 125℃, < 90%RH
<b>Power supply</b>	Supply voltage 1.8V ~ 3.6V
<b>Interface</b>	SPI or UART
<b>IO</b>	3

### 2.1. Static electricity requirement

Ra-05U is an electrostatic sensitive device. Therefore, you need to take special precautions when carrying it.



**Figure 2 ESD preventive measures**

## 2.2. Electrical characteristics

**Table 2 Electrical characteristics table**

Main Parameters		Condition	Min.	Typical value	Max.	Uni
Power supply voltage		VDD	1.8	3.3	3.6	V
I/O	VIL	-	-	-	0.2*VDDIO	V
	VIH	-	0.8*VDDIO	-	-	V
	VOL	-	-	0.1*VDDIO	-	V
	VOH	-	-	0.12*VDDIO	-	V
	Ileak	-	-1	-	1	uA

**Table 3 SPI interface characteristics**

Symbol	Description	Min.	Typical value	Max.	Unit
T1	NSS falling edge to SCK setup time	25	-	-	ns
T2	SCK cycle time	55	-	-	ns
T3	SCK high level time	25	-	-	ns
T4	MOSI to SCK hold time	5	-	-	ns
T5	MOSI to SCK setup time	5	-	-	ns
T6	NSS falling edge to MISO setup time	0	-	15	ns
T7	SCK falling edge to MISO falling edge time	0	-	15	ns
T8	SCK falling edge to NSS rising edge hold time	25	-	-	ns
T9	NSS high level hold time	100	-	-	ns
T10	NSS falling edge to SCK setup time when switching from sleep mode to STDBY_RC mode	125	-	-	ns


## 2.3. Working Parameters

**Table 4 Working parameters**

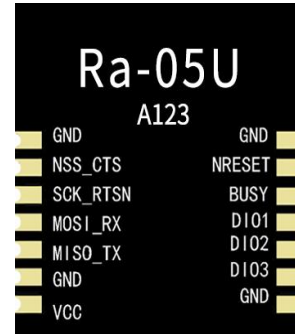
Main Parameters		Min.	Typical value	Max.	Unit
Operating frequency band		2400	-	2500	MHz
Maximum transmit power		-	12.5	-	dBm
Receive sensitivity (chip manual)		-	-132	-	dBm
Power consumption	Transmitting current (mA)	-	50	-	mA
	Receiving current (mA)	-	10	-	mA
	Sleeping current (uA)	-	1.0	-	uA
Air speed LoRa (bps)		1K	1K	2M	bps
Operating temperature		-40	-	+85	°C



### 3. Appearance dimensions

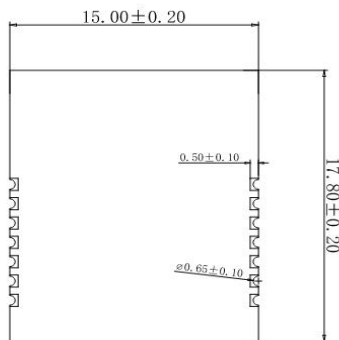


Front

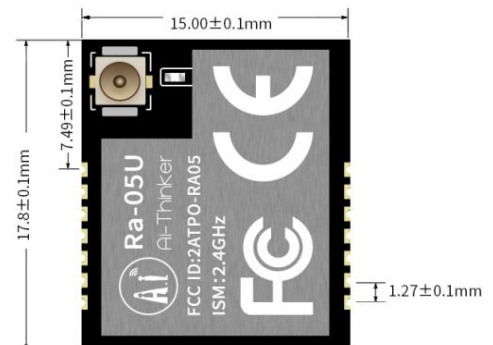


Back

**Figure 3 Appearance(rendering is for reference only, the actual object shall prevail)**



Front




Back

**Figure 4 Dimensions (unit: mm)**

## 4. Pin definition

The Ra-05U module has 14 pins in total, as shown in the pin diagram. The pin function definition table is the interface definition.

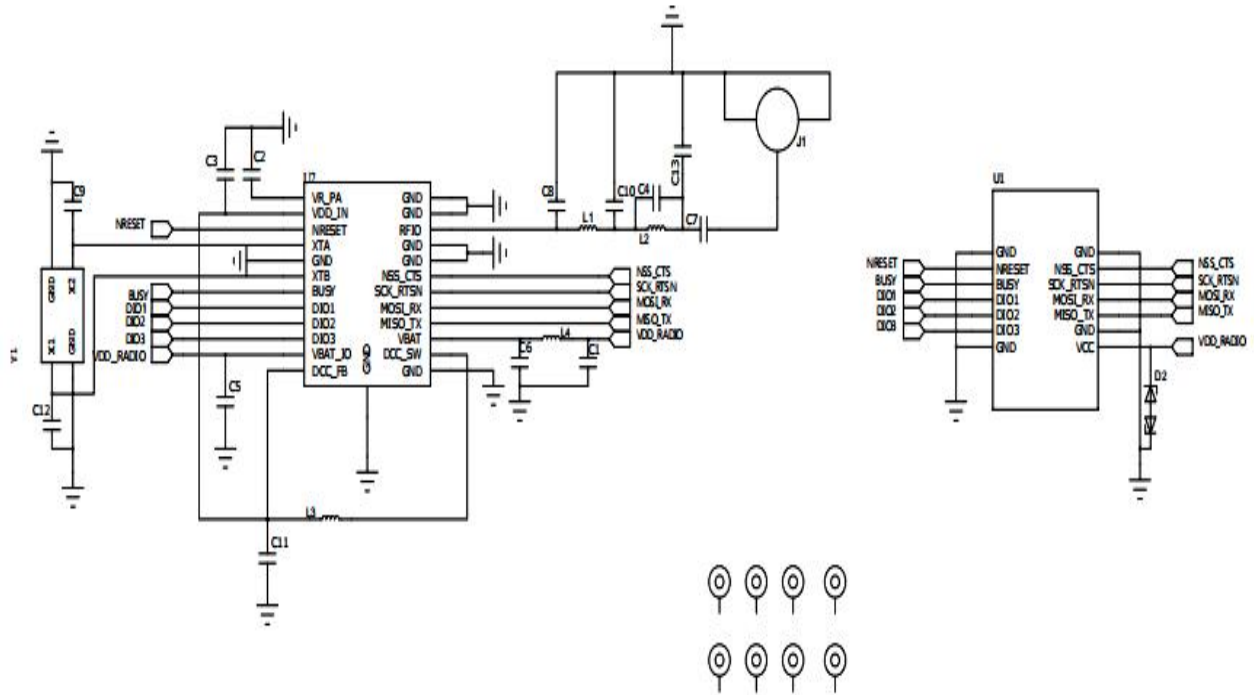
**Figure 5 Pin diagram**



**Table 5 Pin function definition table**

No.	Name	Function
1	VCC	Power supply, range 1.8~3.6V (it is recommended to add ceramic filter capacitor externally)
2	GND	Ground wire, connected to power reference ground
3	MISO_TX	SPI data output pin; can also be used for UART transmit pin
4	MOSI_RX	SPI data input pin; can also be used for UART receive pin
5	SCK_RTSN	SPI clock input pin; can also be used for UART request transmit pin
6	NSS_CTS	Module chip select pin
7	GND	Ground wire, connected to power reference ground
8	GND	Ground wire, connected to power reference ground
9	NRESET	Chip reset
10	BUSY	For status indication
11	DIO1	General IO port
12	DIO2	General IO port
13	DIO3	General IO port
14	GND	Ground wire, connected to power reference ground

## 5. Schematic



## 6. Design guidance

### 6.1. Application Guide Circuit

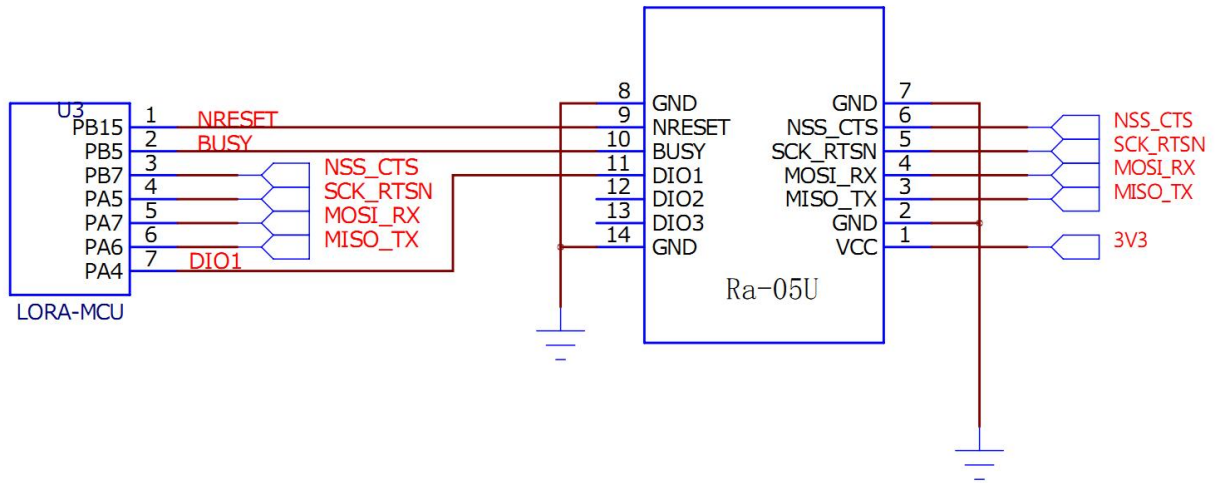
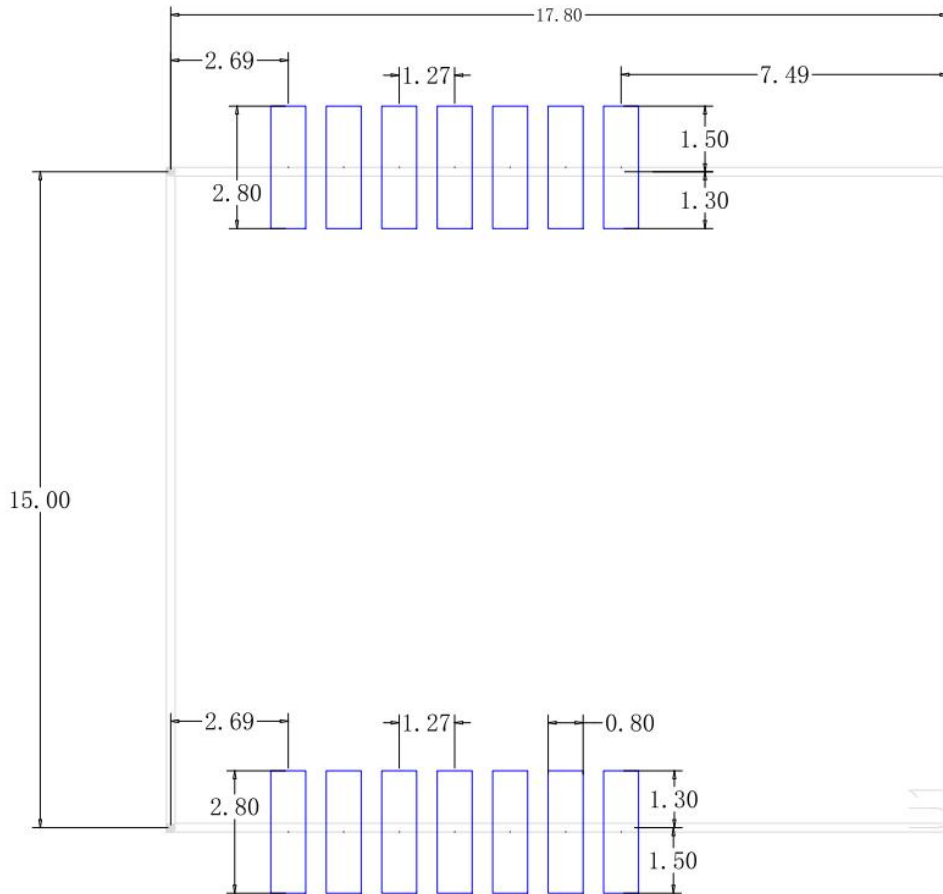


Figure 7 Application guidance circuit

**Note:** In addition to the SPI interface, the communication interface with the main control MCU also needs to connect BUSY/DIO1 to the IO port of the main control MCU.

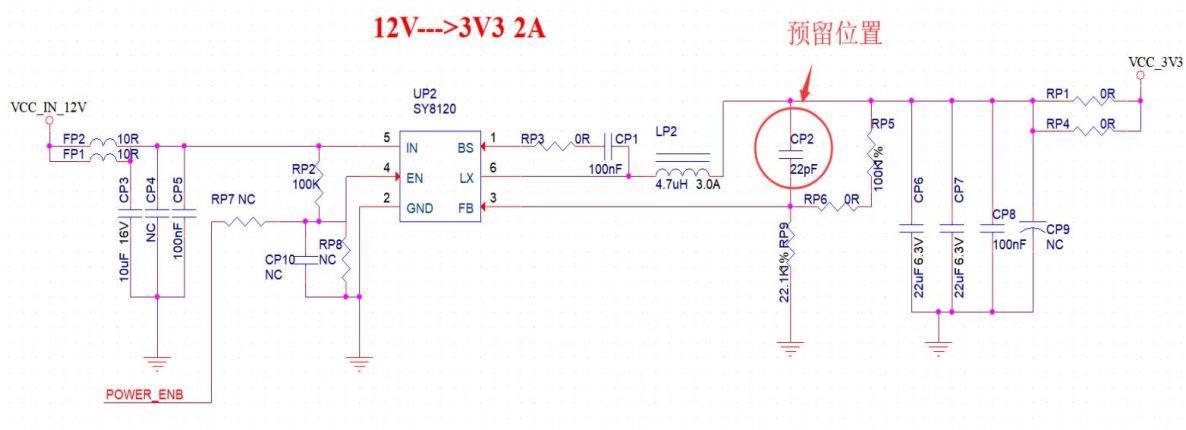
## 6.2. Recommended PCB package size



**Figure 8 Recommended PCB package dimensions (unit: mm)**

## 6.3. Power supply

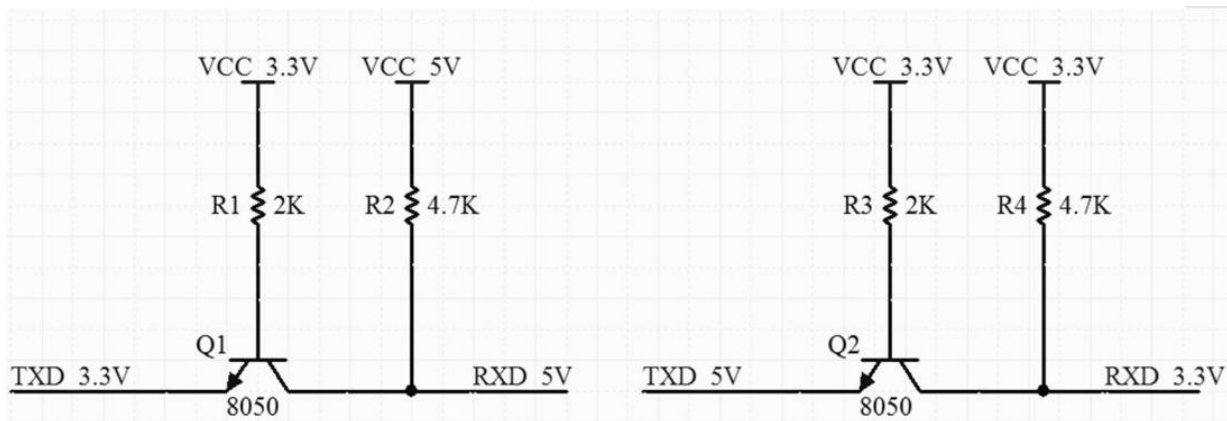
- 3.3V voltage and peak current of more than 500mA are recommended.
- It is recommended to use LDO for power supply; if DC-DC is used, it is recommended to control the ripple within 100mV.
- It is recommended to reserve a position for dynamic response capacitors in the DC-DC power supply circuit, which can optimize the output ripple when the load changes greatly.
- It is recommended to add ESD devices to the 3.3V power supply interface.



**Figure 9 DC-DC buck circuit**

## 6.4. GPIO

- Some IO ports are led out from the periphery of the module. If you need to use them, it is recommended to connect a 10-100 ohm resistor in series on the IO port. This can suppress overshoot and make the levels on both sides more stable. It is helpful for EMI and ESD.
- For the pull-up and pull-down of special IO ports, please refer to the instructions in the specification, which will affect the startup configuration of the module.
- Some IO ports of the module are 3.3V. If the IO port levels of the main control and the module do not match, a level conversion circuit needs to be added.
- If the IO port is directly connected to the peripheral interface, or terminals such as pin headers, it is recommended to reserve ESD devices near the terminals of the IO port routing.



**Figure 10 Level conversion circuit**

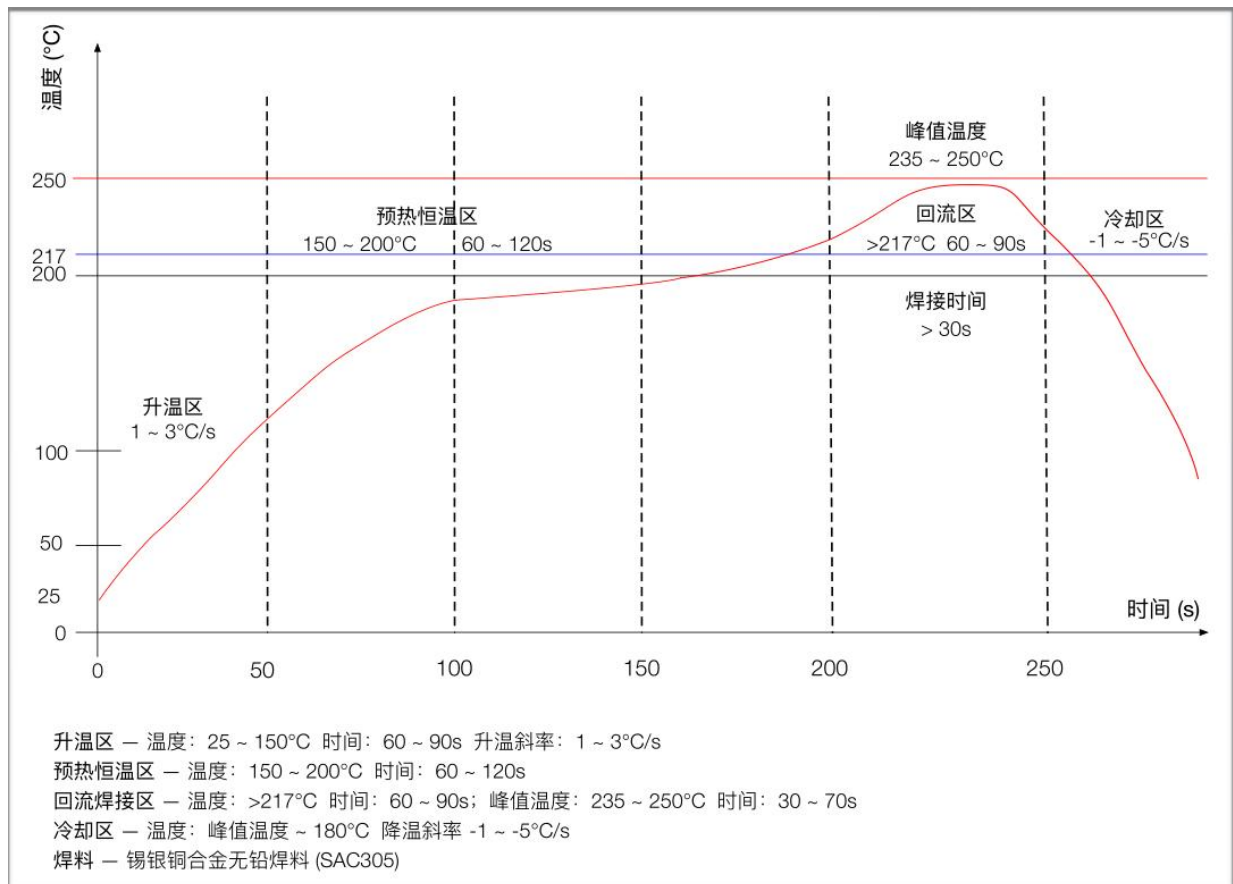
## 7. Storage conditions

Products sealed in moisture-proof bags should be stored in a non-condensing atmosphere of  $<40^{\circ}\text{C}/90\%\text{RH}$ .

The module's moisture sensitivity level MSL is level 3.

After the vacuum bag is unpacked, it must be used within 168 hours at  $25 \pm 5^{\circ}\text{C}/60\%\text{RH}$ , otherwise it needs to be baked before it can be put online again.

## 8. Reflow soldering curve



**Figure 11 Reflow soldering curve**



## 9. Product packaging information

Ra-05U module is packed in tape. As shown in the following figure:



Figure 12 Packaging and taping diagram

## 10. Contact us

[Ai-Thinker official website](#)

[Office forum](#)

[Develop DOCS](#)

[LinkedIn](#)

[Tmall shop](#)

[Taobao shop](#)

[Alibaba shop](#)

[Technical support email: support@aithinker.com](#)

[Domestic business cooperation: sales@aithinker.com](#)

[Overseas business cooperation: overseas@aithinker.com](#)

Company Address: Room 403-405,408-410, Block C, Huafeng Smart Innovation Port, Gushu 2nd Road, Xixiang, Baoan District, Shenzhen.

Tel: +86-0755-29162996



WeChat mini program



WeChat official account

## Disclaimer and Copyright Notice

The information in this document, including the URL address for reference, is subject to change without notice.

The document is provided "as is" without any warranty, including any warranty of merchantability, fitness for a particular purpose or non-infringement, and any warranty mentioned elsewhere in any proposal, specification or sample. This document does not assume any liability, including liability for infringement of any patent rights arising from the use of the information in this document. This document does not grant any intellectual property rights license, whether express or implied, by estoppel or otherwise.

The test data obtained in this article are all obtained by Ai-Thinker Laboratory, and the actual results may vary slightly.

All trade names, trademarks and registered trademarks mentioned in this article are the property of their respective owners and are hereby declared.

The final right of interpretation belongs to Shenzhen Ai-Thinker Technology Co., Ltd.

## Notice

The contents of this manual may be changed due to product version upgrades or other reasons.

Shenzhen Ai-Thinker Technology Co., Ltd. reserves the right to modify the contents of this manual without any notice or reminder.

This manual is only used as a guide. Shenzhen Ai-Thinker Technology Co., Ltd. tries its best to provide accurate information in this manual, but Shenzhen Ai-Thinker Technology Co., Ltd. does not ensure that the contents of the manual are completely error-free, and all statements, information and suggestions in this manual do not constitute any express or implied warranty.

## Important statement

Ai-Thinker may provide technical and reliability data "as is" (including data sheets), design resources (including design for reference purposes), application or other design recommendations, network tools, security information and other resources (the "these resources") and without warranty without express or implied warranty, including without limitation, adaptability for a particular purpose or infringement of intellectual property rights of any third party. And specifically declares that it is not liable for any inevitable or incidental losses arising from the application or the use of any company products and circuits.

Ai-Thinker reserves the right to the information released in this document (including but not limited to the indicators and product description) and any changes to the Company without notice to automatically replace and replace all the information provided in the previous version of the same document number document.

These resources are available to skilled developers who design Essence products. You will assume all responsibilities for the following: (1) select the appropriate optional products for your application; (2) design, verify, and run your application and products during the full life cycle; and (3) ensure that your application meets all corresponding standards, norms and laws, and any other functional.

Ai-Thinker authorizes you to use these resources only for the application of the Ai-Thinker products described in this resource. Without the permission of Ai-Thinker, no unit or individual shall copy or copy part or all of these resources without authorization, and shall not spread them in any form. You are not entitled to use any other Principal or any third party intellectual property. You shall fully indemnify you for any claims, damages, costs, losses and debts incurred by the result of the use of these resources.

The products available by Ai-Thinker are subject to the terms of sales or other applicable terms attached to the products. Ai-Thinker may provide these resources does not extend or otherwise change the applicable warranty or warranty disclaimer for the product release.